



SPOTLIGHT ON YOUR COUNTY: Montmorency County

Peter Ruark, Senior Policy Analyst | March 2023

KEY METRICS


 **9,164**
total population

 **\$43,913**
median household income

 **2,928 | 32%**
age 65+

 **56**
median age

 **16%**
poverty rate

 **322 | 4%**
under age 5

POVERTY RATE FOR



Families with children:

27%



Children under age 18:

31%



Single parent (female) family:

59%

RACE/ETHNICITY

White: **8,727 (95%)**

African American: **23 (<1%)**

Hispanic or Latino: **129 (1%)**

Asian: **3 (<1%)**

American Indian/ Alaska Native: **69 (1%)**

Two or More Races: **207 (2%)**

MEDIAN WAGE

\$44,015

for men

\$34,754

for women

Female-to-male earnings ratio: **79%**

(Women earn 79¢ for every dollar men earn.)

LANGUAGE SPOKEN

A language other than English

156 | 2%

Limited English proficiency

39 | 0%

 Kamusta!

 Habari!

 Hola!

ANNUAL HOUSEHOLD INCOME


25% Under \$25,000

51% \$25,000 - \$74,999

24% \$75,000 or more

TECHNOLOGY

 **3,720 | 86%**
Households with a computer

 **3,300 | 77%**
Households with broadband internet subscription

EDUCATIONAL ATTAINMENT AGE 25+

Less than ninth grade	178	2%
Ninth to twelfth grade, no diploma	686	9%
High school diploma or equivalent	2,974	41%
Some college, no degree	1,618	22%
Associate degree	770	11%
Bachelor's degree	680	9%
Graduate or professional degree	362	5%

DISABILITY STATUS



158 | 11%

children under age 18 with disability



1,013 | 21%

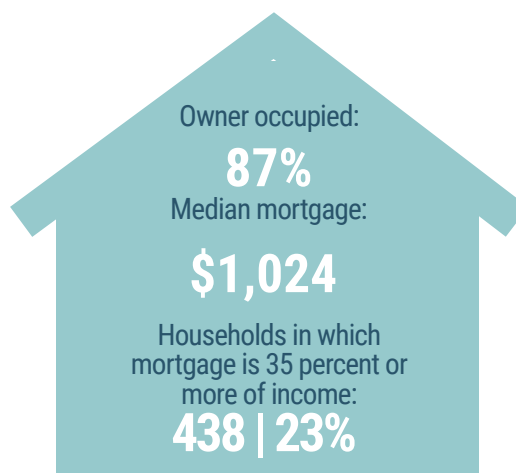
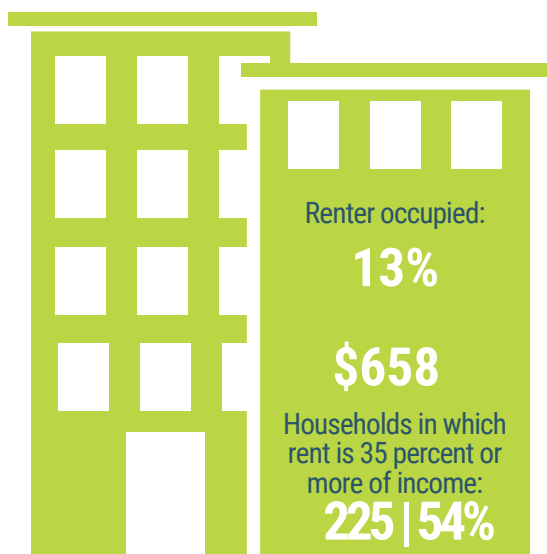
18-64 years old with disability



1,088 | 38%

65 years old and over with disability

HOUSING



HEALTH INSURANCE



Population with Health Insurance

Private: **5,655 | 62%**

Public: **5,322 | 59%**

Population with No Health Insurance

Total: **653 | 7%**

Children: **44 | 3%**

COMMUTING TO WORK

Travel time to work: 23 minutes



80%

Drove alone



10%

Carpooled



0%

Public transportation



3%

Walked



0%

Other means



6%

Worked at home

Source for all data: US Census Bureau, American Community Survey 5-year Data Profiles, 2021

Michigan League for Public Policy, 1223 Turner Street, Suite G1, Lansing, MI 48906 | www.mlpp.org