



# SPOTLIGHT ON YOUR COUNTY: Alpena County

Peter Ruark, Senior Policy Analyst | March 2023

## KEY METRICS

 **28,913**  
total population

 **\$44,864**  
median household income

 **6,734 | 23%**  
age 65+

 **48**  
median age

 **15%**  
poverty rate

 **1,352 | 5%**  
under age 5

## POVERTY RATE FOR



Families with children:

**18%**



Children under age 18:

**18%**



Single parent (female) family:

**45%**

## RACE/ETHNICITY

White: **27,244 (94%)**

African American: **189 (1%)**

Hispanic or Latino: **436 (2%)**

Asian: **141 (1%)**

American Indian/Alaska Native: **47 (<1%)**

Two or More Races: **727 (3%)**

## MEDIAN WAGE

**\$44,319**

for men

**\$38,675**

for women

Female-to-male earnings ratio: **87%**

(Women earn 87¢ for every dollar men earn.)

## LANGUAGE SPOKEN

A language other than English

**920 | 3%**

Limited English proficiency

**374 | 1%**

 Kamusta!

 Habari!

 Hola!

## ANNUAL HOUSEHOLD INCOME


**26%** Under \$25,000

**46%** \$25,000 - \$74,999

**29%** \$75,000 or more

## TECHNOLOGY

 **11,006 | 88%**  
Households with a computer

 **10,166 | 81%**  
Households with broadband internet subscription

## EDUCATIONAL ATTAINMENT AGE 25+

Less than ninth grade	382	2%
Ninth to twelfth grade, no diploma	1,188	6%
High school diploma or equivalent	7,783	36%
Some college, no degree	5,570	26%
Associate degree	2,945	14%
Bachelor's degree	2,299	11%
Graduate or professional degree	1,310	6%

## DISABILITY STATUS



**332 | 6%**

children under age 18 with disability



**3,006 | 18%**

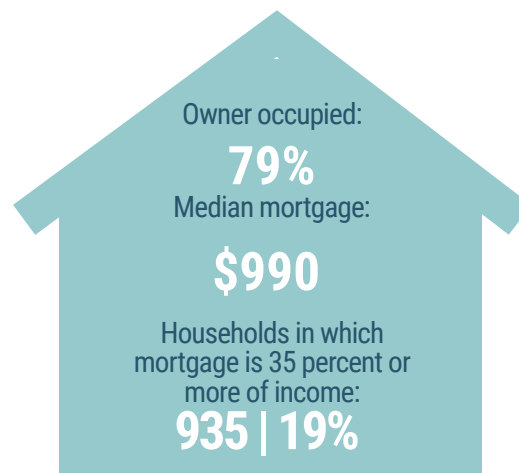
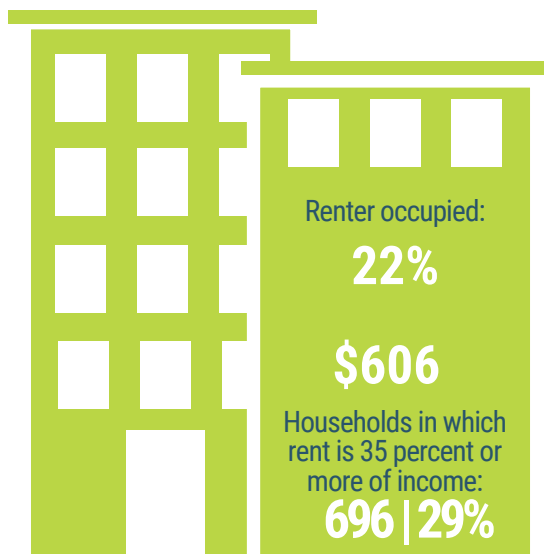
18-64 years old with disability



**2,416 | 37%**

65 years old and over with disability

## HOUSING



## HEALTH INSURANCE



Population with Health Insurance

Private: **17,232 | 60%**

Public: **15,292 | 54%**

Population with No Health Insurance

Total: **1,504 | 5%**

Children: **93 | 2%**

## COMMUTING TO WORK

**Travel time to work: 18 minutes**



**82%**

Drove alone



**6%**

Carpooled



**1%**

Public  
transportation



**2%**

Walked



**3%**

Other means



**7%**

Worked at  
home

Source for all data: US Census Bureau, American Community Survey 5-year Data Profiles, 2021

Michigan League for Public Policy, 1223 Turner Street, Suite G1, Lansing, MI 48906 | [www.mlpp.org](http://www.mlpp.org)