



SPOTLIGHT ON YOUR COUNTY: Alcona County

Peter Ruark, Senior Policy Analyst | March 2023

KEY METRICS

 **10,138**
total population

 **\$46,187**
median household income

 **3,594 | 36%**
age 65+

 **59**
median age

 **16%**
poverty rate

 **318 | 3%**
under age 5

POVERTY RATE FOR



Families with children:

22%



Children under age 18:

23%



Single parent (female) family:

63%

RACE/ETHNICITY

White: **9,601 (95%)**

African American: **57 (1%)**

Hispanic or Latino: **177 (2%)**

Asian: **28 (<1%)**

American Indian/Alaska Native: **36 (<1%)**

Two or More Races: **224 (2%)**

MEDIAN WAGE

\$46,392

for men

\$36,211

for women

Female-to-male earnings ratio: **78%**

(Women earn 78¢ for every dollar men earn.)

LANGUAGE SPOKEN

A language other than English

188 | 2%

Limited English proficiency

52 | 1%

 Kamusta!

 Habari!

 Hola!

ANNUAL HOUSEHOLD INCOME


24% Under \$25,000

50% \$25,000 - \$74,999

27% \$75,000 or more

TECHNOLOGY

 **4,253 | 89%**
Households with a computer

 **3,724 | 78%**
Households with broadband internet subscription

EDUCATIONAL ATTAINMENT AGE 25+

| | | |
|------------------------------------|-------|-----|
| Less than ninth grade | 187 | 2% |
| Ninth to twelfth grade, no diploma | 612 | 7% |
| High school diploma or equivalent | 3,167 | 38% |
| Some college, no degree | 1,988 | 24% |
| Associate degree | 771 | 9% |
| Bachelor's degree | 1,020 | 12% |
| Graduate or professional degree | 602 | 7% |

DISABILITY STATUS



67 | 5%

children under age 18 with disability



973 | 19%

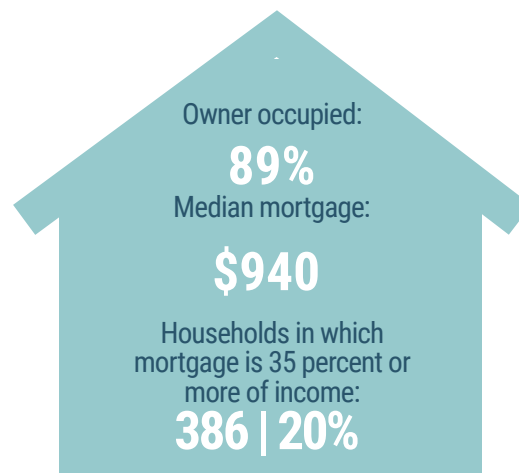
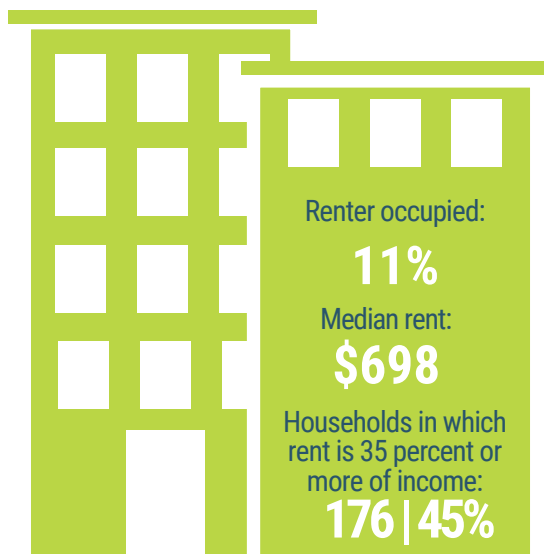
18-64 years old with disability



1,344 | 38%

65 years old and over with disability

HOUSING



HEALTH INSURANCE



Population with Health Insurance

Private: **6,613 | 66%**

Public: **6,122 | 61%**

Population with No Health Insurance

Total: **494 | 5%**

Children: **30 | 2%**

COMMUTING TO WORK

Travel time to work: 28 minutes



77%

Drove alone



11%

Carpooled



0%

Public
transportation



3%

Walked



1%

Other means



7%

Worked at
home

Source for all data: US Census Bureau, American Community Survey 5-year Data Profiles, 2021

Michigan League for Public Policy, 1223 Turner Street, Suite G1, Lansing, MI 48906 | www.mlpp.org