



SPOTLIGHT ON YOUR DISTRICT

State Senate District 38

Patrick Schaefer, Policy Analyst | April 2026

KEY METRICS

 **269,835**
total population

 **60,207**
median household income


 **64,535 | 24%**
age 65+

 **44.2**
median age

 **14%**
poverty rate

 **11,846 | 4%**
under age 5

POVERTY RATE FOR



Families with children:

13%



Children under age 18:

14%



Single parent (female) family:

35%

MEDIAN WAGE

57,993
for men

45,044
for women

Female-to-male earnings ratio: **78%**

(Women earn 78¢ for every dollar men earn.)

ANNUAL HOUSEHOLD INCOME

19% Under \$25,000

42% \$25,000 - \$74,999

39% \$75,000 or more

RACE/ETHNICITY

White	236,870	(88%)
Black or African American	5,466	(2%)
Hispanic or Latino	5,481	(2%)
Asian	2,077	(<1%)
American Indian/ Alaska Native	6,362	(2%)
Native Hawaiian/ Other Pacific Islander	90	(0%)
Two or More Races	12,420	(5%)

LANGUAGE SPOKEN

A language other than English spoken at home:

8,491 | 3%




Limited English proficiency (age 5+):

2,472 | 1%

TECHNOLOGY

 **106,352 | 92%**
Households with a computer

 **99,183 | 86%**
Households with broadband internet subscription

EDUCATIONAL ATTAINMENT AGE 25+

Less than ninth grade	2,593	1%
Ninth to twelfth grade, no diploma	8,457	4%
High school diploma or equivalent	63,552	33%
Some college, no degree	43,678	23%
Associate degree	22,809	12%
Bachelor's degree	33,371	17%
Graduate or professional degree	17,451	9%

DISABILITY STATUS



3,068 | 6%

children under age 18 with disability



21,658 | 15%

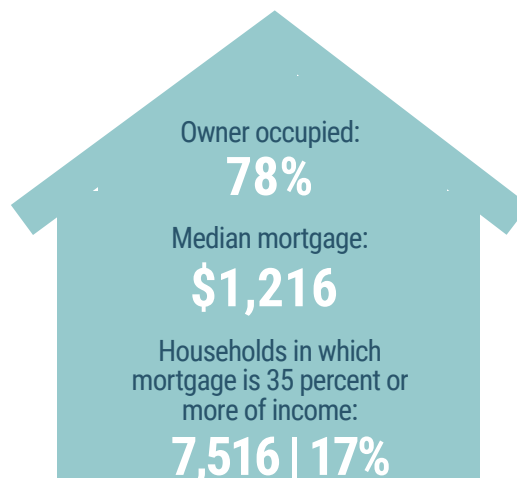
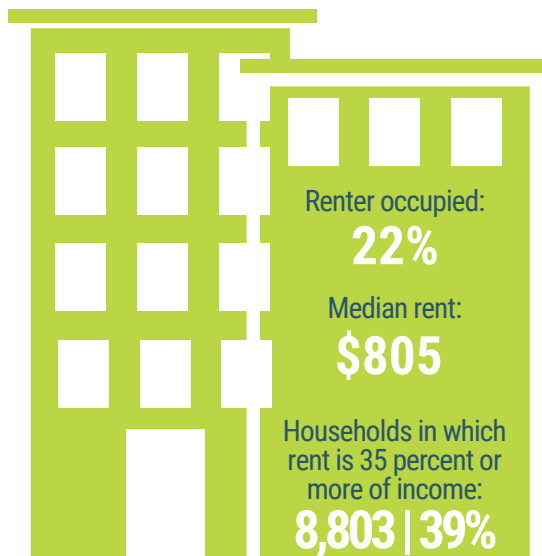
18-64 years old with disability



19,415 | 31%

65 years old and over with disability

HOUSING



HEALTH INSURANCE



Population with Health Insurance

Private: **183,468 | 71%**

Public: **120,037 | 46%**

Population with No Health Insurance

Total: **11,677 | 5%**

Children: **1,546 | 3%**

COMMUTING TO WORK

Travel time to work: **18.6 minutes**



76%

Drove alone
(car, truck or van)



9%

Carpooled



<1%

Public
transportation



5%

Walked



2%

Other means



8%

Worked at
home

Scan to view more
data at
www.mlpp.org



Source: American Community Survey, 2024 5-Year Data Profiles