



SPOTLIGHT ON YOUR DISTRICT

State Senate District 37

Patrick Schaefer, Policy Analyst | April 2026


KEY METRICS

 **262,682**
total population

 **75,925**
median household income


 **66,165 | 25%**
age 65+

 **47.3**
median age

 **10%**
poverty rate

 **11,127 | 4%**
under age 5

POVERTY RATE FOR



Families with children:

10%



Children under age 18:

14%



Single parent (female) family:

29%

RACE/ETHNICITY

White	231,139	(88%)
Black or African American	2,150	(<1%)
Hispanic or Latino	7,032	(3%)
Asian	1,619	(<1%)
American Indian/ Alaska Native	6,716	(3%)
Native Hawaiian/ Other Pacific Islander	30	(0%)
Two or More Races	13,011	(5%)

MEDIAN WAGE

61,252
for men

49,760
for women

Female-to-male earnings ratio: **81%**

(Women earn 81¢ for every dollar men earn.)

LANGUAGE SPOKEN

A language other than English spoken at home:

7,787 | 3%



Limited English proficiency (age 5+):

1,908 | <1%

ANNUAL HOUSEHOLD INCOME

13% Under \$25,000

36% \$25,000 - \$74,999

51% \$75,000 or more

TECHNOLOGY

 **109,222 | 95%**
Households with a computer

 **103,452 | 90%**
Households with broadband internet subscription

EDUCATIONAL ATTAINMENT AGE 25+

Less than ninth grade	2,804	1%
Ninth to twelfth grade, no diploma	7,069	4%
High school diploma or equivalent	50,271	26%
Some college, no degree	42,592	22%
Associate degree	20,230	10%
Bachelor's degree	43,315	22%
Graduate or professional degree	29,700	15%

DISABILITY STATUS



2,609 | 6%

children under age 18 with disability



17,169 | 12%

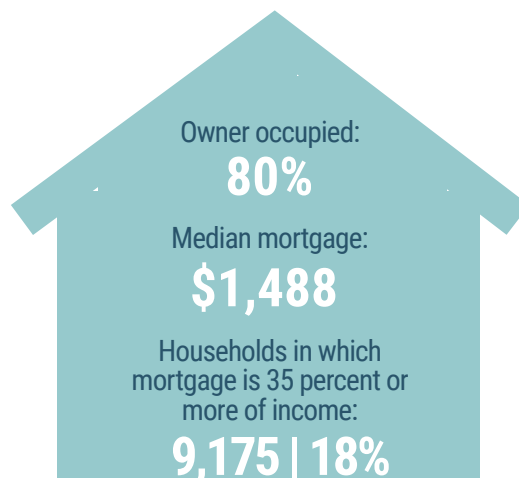
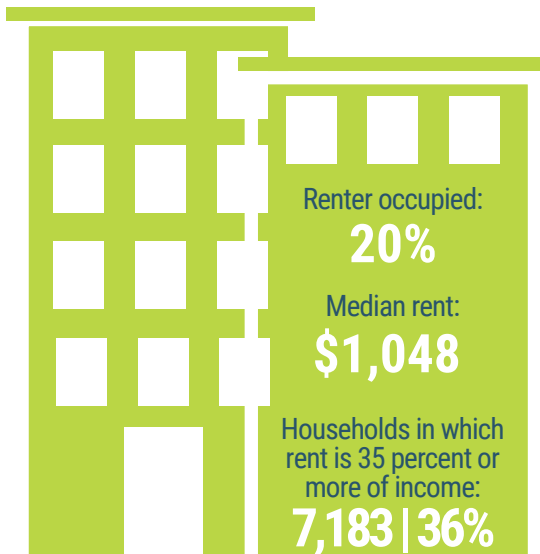
18-64 years old with disability



17,953 | 28%

65 years old and over with disability

HOUSING



HEALTH INSURANCE



Population with Health Insurance

Private: **187,198 | 72%**

Public: **111,962 | 43%**

Population with No Health Insurance

Total: **13,630 | 5%**

Children: **2,096 | 4%**

COMMUTING TO WORK

Travel time to work: **21.1 minutes**



73%

Drove alone
(car, truck or van)



9%

Carpooled



<1%

Public
transportation



3%

Walked



2%

Other means



13%

Worked at
home

Scan to view more
data at
www.mlpp.org



Source: American Community Survey, 2024 5-Year Data Profiles