



SPOTLIGHT ON YOUR DISTRICT

State Senate District 33

Patrick Schaefer, Policy Analyst | April 2026


KEY METRICS

 **270,738**
total population

 **74,433**
median household income


 **48,167 | 18%**
age 65+

 **41.1**
median age

 **10%**
poverty rate

 **14,416 | 5%**
under age 5

POVERTY RATE FOR



Families with children:

10%



Children under age 18:

12%



Single parent (female) family:

30%

MEDIAN WAGE

61,843
for men

49,241
for women

Female-to-male earnings ratio: **80%**

(Women earn 80¢ for every dollar men earn.)

ANNUAL HOUSEHOLD INCOME

14% Under \$25,000

37% \$25,000 - \$74,999

50% \$75,000 or more

RACE/ETHNICITY

White	235,436	(87%)
Black or African American	5,694	(2%)
Hispanic or Latino	14,181	(5%)
Asian	1,275	(<1%)
American Indian/ Alaska Native	748	(<1%)
Native Hawaiian/ Other Pacific Islander	71	(0%)
Two or More Races	11,495	(4%)

LANGUAGE SPOKEN

A language other than English spoken at home:

10,693 | 4%

Kamusta!

Habari!

Limited English proficiency (age 5+):

3,408 | 1%

Hola!

TECHNOLOGY

 **93,507 | 94%**
Households with a computer

 **86,725 | 87%**
Households with broadband internet subscription

EDUCATIONAL ATTAINMENT AGE 25+

Less than ninth grade	5,252	3%
Ninth to twelfth grade, no diploma	12,191	6%
High school diploma or equivalent	68,442	36%
Some college, no degree	43,503	23%
Associate degree	19,191	10%
Bachelor's degree	28,163	15%
Graduate or professional degree	14,444	8%

DISABILITY STATUS



2,566 | 4%

children under age 18 with disability



22,166 | 14%

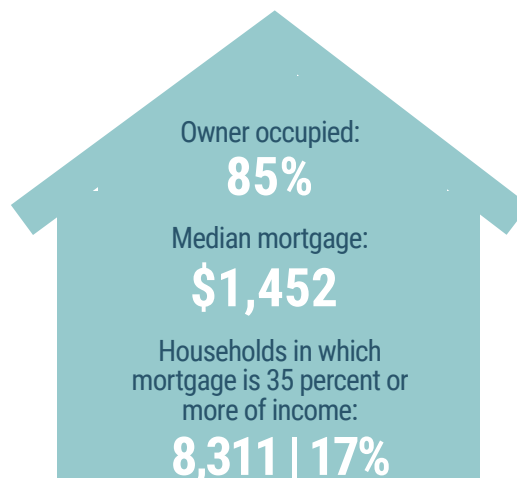
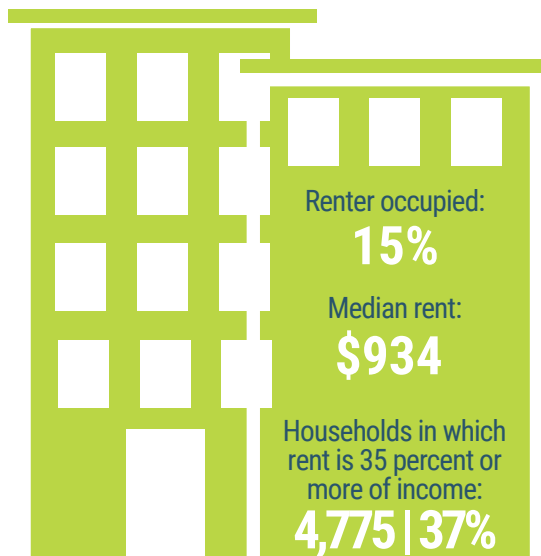
18-64 years old with disability



14,560 | 31%

65 years old and over with disability

HOUSING



HEALTH INSURANCE



Population with Health Insurance

Private: **184,375 | 70%**

Public: **104,410 | 40%**

Population with No Health Insurance

Total: **15,493 | 6%**

Children: **2,531 | 4%**

COMMUTING TO WORK

Travel time to work: **29 minutes**



79%

Drove alone
(car, truck or van)



9%

Carpooled



<1%

Public
transportation



1%

Walked



1%

Other means



10%

Worked at
home

Scan to view more
data at
www.mlpp.org



Source: American Community Survey, 2024 5-Year Data Profiles