




SPOTLIGHT ON YOUR DISTRICT

State Senate District 32

Patrick Schaefer, Policy Analyst | April 2026

KEY METRICS

 **262,588**
total population

 **65,212**
median household income


 **56,180 | 21%**
age 65+

 **42.4**
median age

 **14%**
poverty rate

 **13,515 | 5%**
under age 5

POVERTY RATE FOR



Families with children:

17%



Children under age 18:

20%



Single parent (female) family:

42%

MEDIAN WAGE

55,141
for men

46,728
for women

Female-to-male earnings ratio: **85%**

(Women earn 85¢ for every dollar men earn.)

ANNUAL HOUSEHOLD INCOME

17% Under \$25,000

40% \$25,000 - \$74,999

44% \$75,000 or more

RACE/ETHNICITY

White	206,661	(79%)
Black or African American	22,480	(9%)
Hispanic or Latino	17,399	(7%)
Asian	1,339	(<1%)
American Indian/ Alaska Native	1,379	(<1%)
Native Hawaiian/ Other Pacific Islander	93	(0%)
Two or More Races	12,675	(5%)

LANGUAGE SPOKEN

A language other than English spoken at home:

11,244 | 5%

Kamusta!

Habari!

Limited English proficiency (age 5+):

3,006 | 1%

Hola!

TECHNOLOGY

 **97,825 | 94%**
Households with a computer

 **92,070 | 88%**
Households with broadband internet subscription

EDUCATIONAL ATTAINMENT AGE 25+

Less than ninth grade	4,058	2%
Ninth to twelfth grade, no diploma	10,324	6%
High school diploma or equivalent	62,542	33%
Some college, no degree	44,781	24%
Associate degree	21,649	12%
Bachelor's degree	29,501	16%
Graduate or professional degree	14,714	8%

DISABILITY STATUS



3,028 | 6%

children under age 18 with disability



21,131 | 14%

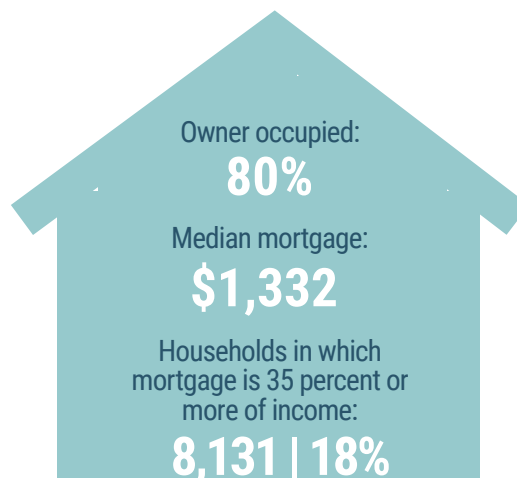
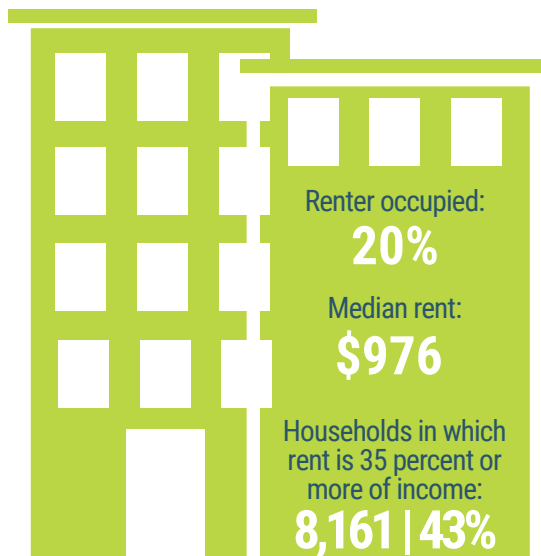
18-64 years old with disability



17,103 | 31%

65 years old and over with disability

HOUSING



HEALTH INSURANCE



Population with Health Insurance

Private: **165,299 | 64%**

Public: **122,890 | 48%**

Population with No Health Insurance

Total: **12,839 | 5%**

Children: **1,864 | 3%**

COMMUTING TO WORK

Travel time to work: **21.5 minutes**



79%
Drove alone
(car, truck or van)



10%
Carpooled



<1%
Public
transportation



2%
Walked



1%
Other means



8%
Worked at
home

Scan to view more
data at
www.mlpp.org



Source: American Community Survey, 2024 5-Year Data Profiles