



SPOTLIGHT ON YOUR DISTRICT

State Senate District 30

Patrick Schaefer, Policy Analyst | April 2026

KEY METRICS

 **271,040**
total population

 **85,989**
median household income


 **41,676 | 15%**
age 65+

 **35.3**
median age

 **11%**
poverty rate

 **16,233 | 6%**
under age 5

POVERTY RATE FOR



Families with children:

10%



Children under age 18:

12%



Single parent (female) family:

31%

RACE/ETHNICITY

White	217,677	(80%)
Black or African American	13,611	(5%)
Hispanic or Latino	19,659	(7%)
Asian	6,781	(3%)
American Indian/ Alaska Native	497	(<1%)
Native Hawaiian/ Other Pacific Islander	72	(0%)
Two or More Races	11,320	(4%)

MEDIAN WAGE

70,036
for men

56,935
for women

Female-to-male earnings ratio: **81%**

(Women earn 81¢ for every dollar men earn.)

LANGUAGE SPOKEN

A language other than English spoken at home:

17,755 | 7%



Limited English proficiency (age 5+):

5,186 | 2%

ANNUAL HOUSEHOLD INCOME

12% Under \$25,000

32% \$25,000 - \$74,999

56% \$75,000 or more

TECHNOLOGY

 **102,469 | 96%**
Households with a computer

 **98,238 | 92%**
Households with broadband internet subscription

EDUCATIONAL ATTAINMENT AGE 25+

Less than ninth grade	3,040	2%
Ninth to twelfth grade, no diploma	6,227	4%
High school diploma or equivalent	38,073	21%
Some college, no degree	33,733	19%
Associate degree	16,642	9%
Bachelor's degree	52,783	30%
Graduate or professional degree	28,157	16%

DISABILITY STATUS



2,742 | 5%

children under age 18 with disability



15,345 | 9%

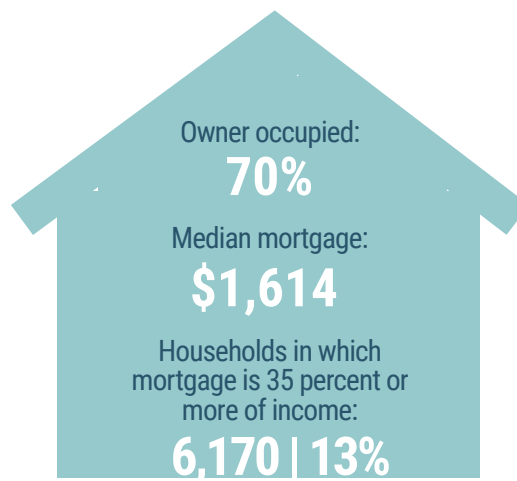
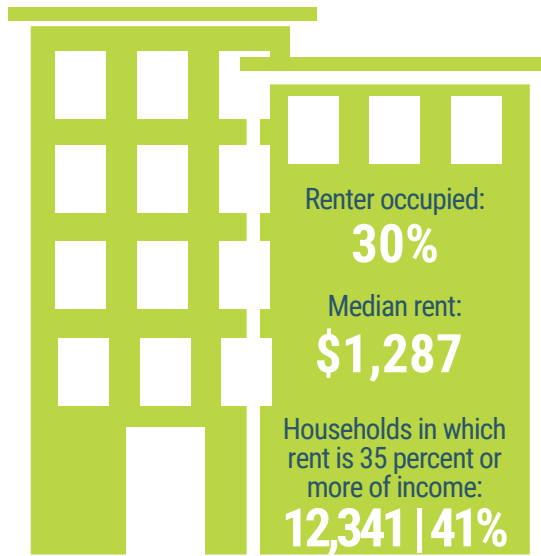
18-64 years old with disability



11,041 | 27%

65 years old and over with disability

HOUSING



HEALTH INSURANCE



Population with Health Insurance

Private: **207,400 | 77%**

Public: **81,447 | 30%**

Population with No Health Insurance

Total: **10,621 | 4%**

Children: **1,622 | 3%**

COMMUTING TO WORK

Travel time to work: **20.2 minutes**



73%

Drove alone
(car, truck or van)



6%

Carpooled



2%

Public
transportation



3%

Walked



2%

Other means



15%

Worked at
home

Scan to view more
data at
www.mlpp.org



Source: American Community Survey, 2024 5-Year Data Profiles