




SPOTLIGHT ON YOUR DISTRICT

State Senate District 28

Patrick Schaefer, Policy Analyst | April 2026


KEY METRICS

 **260,707**
total population

 **73,905**
median household income


 **44,026 | 17%**
age 65+

 **35.5**
median age

 **15%**
poverty rate

 **11,627 | 5%**
under age 5

POVERTY RATE FOR



Families with children:

10%



Children under age 18:

13%



Single parent (female) family:

31%

RACE/ETHNICITY

White	210,445	(81%)
Black or African American	9,328	(4%)
Hispanic or Latino	14,532	(6%)
Asian	12,454	(5%)
American Indian/ Alaska Native	459	(<1%)
Native Hawaiian/ Other Pacific Islander	7	(0%)
Two or More Races	12,211	(5%)

MEDIAN WAGE

70,094
for men

58,100
for women

Female-to-male earnings ratio: **83%**

(Women earn 83¢ for every dollar men earn.)

ANNUAL HOUSEHOLD INCOME

16% Under \$25,000

35% \$25,000 - \$74,999

49% \$75,000 or more

LANGUAGE SPOKEN

A language other than English spoken at home:

23,545 | 10%



Limited English proficiency (age 5+):

5,665 | 2%

TECHNOLOGY

 **99,608 | 96%**
Households with a computer

 **93,166 | 90%**
Households with broadband internet subscription

EDUCATIONAL ATTAINMENT AGE 25+

Less than ninth grade	2,175	1%
Ninth to twelfth grade, no diploma	5,705	4%
High school diploma or equivalent	37,390	23%
Some college, no degree	34,992	21%
Associate degree	17,247	11%
Bachelor's degree	36,424	22%
Graduate or professional degree	30,088	18%

DISABILITY STATUS



2,638 | 5%

children under age 18 with disability



18,783 | 11%

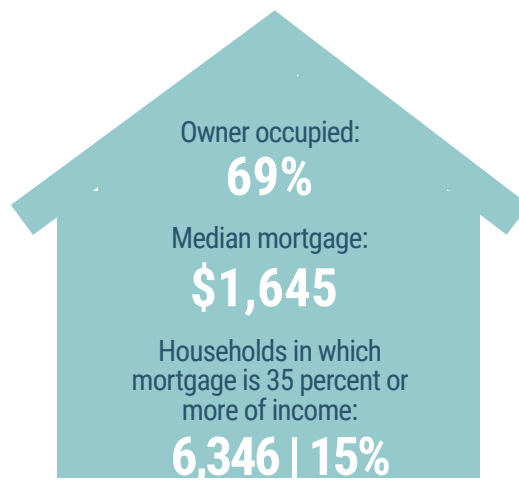
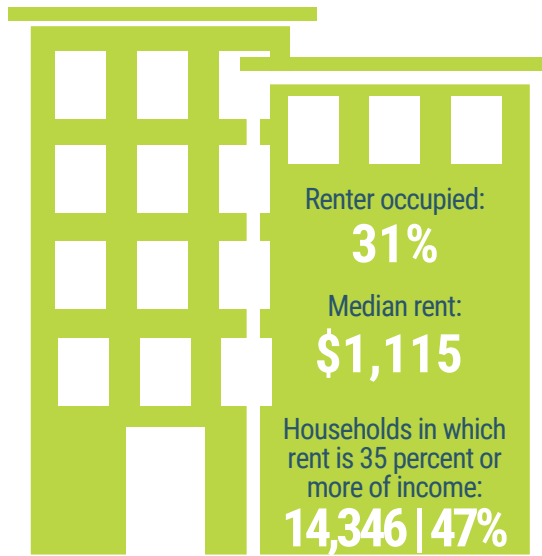
18-64 years old with disability



12,859 | 30%

65 years old and over with disability

HOUSING



HEALTH INSURANCE



Population with Health Insurance

Private: **205,420 | 79%**

Public: **82,285 | 32%**

Population with No Health Insurance

Total: **10,281 | 4%**

Children: **1,675 | 3%**

COMMUTING TO WORK

Travel time to work: **22.4 minutes**



69%

Drove alone
(car, truck or van)



7%

Carpooled



2%

Public
transportation



4%

Walked



2%

Other means



16%

Worked at
home

Scan to view more
data at
www.mlpp.org



Source: American Community Survey, 2024 5-Year Data Profiles