



SPOTLIGHT ON YOUR DISTRICT

State Senate District 26

Patrick Schaefer, Policy Analyst | April 2026

KEY METRICS



259,993
total population



67,626
median household income



56,738 | 22%
age 65+



44.6
median age




12%
poverty rate



12,471 | 5%
under age 5

POVERTY RATE FOR



Families with children:

15%



Children under age 18:

16%



Single parent (female) family:

37%

RACE/ETHNICITY

White	227,649	(88%)
Black or African American	8,394	(3%)
Hispanic or Latino	12,038	(5%)
Asian	835	(<1%)
American Indian/ Alaska Native	382	(<1%)
Native Hawaiian/ Other Pacific Islander	14	(0%)
Two or More Races	10,196	(4%)

MEDIAN WAGE

62,303
for men

47,109
for women

Female-to-male earnings ratio: **76%**

(Women earn 76¢ for every dollar men earn.)

LANGUAGE SPOKEN

A language other than English spoken at home:

8,084 | 3%



Limited English proficiency (age 5+):

2,783 | 1%

ANNUAL HOUSEHOLD INCOME

15% Under \$25,000

40% \$25,000 - \$74,999

45% \$75,000 or more

TECHNOLOGY



100,447 | 94%
Households with a computer



94,519 | 89%
Households with broadband internet subscription

EDUCATIONAL ATTAINMENT AGE 25+

Less than ninth grade	3,639	2%
Ninth to twelfth grade, no diploma	11,104	6%
High school diploma or equivalent	69,645	37%
Some college, no degree	44,704	24%
Associate degree	22,092	12%
Bachelor's degree	25,000	13%
Graduate or professional degree	12,016	6%

DISABILITY STATUS



3,293 | 6%

children under age 18 with disability



22,453 | 15%

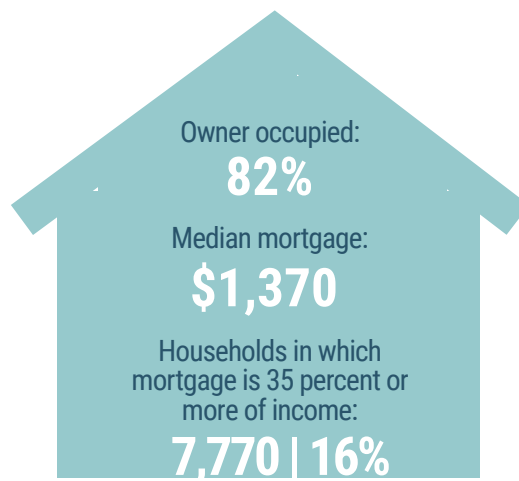
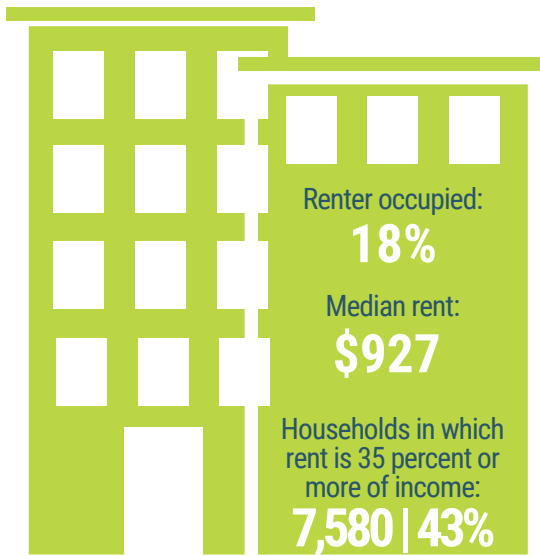
18-64 years old with disability



19,690 | 35%

65 years old and over with disability

HOUSING



HEALTH INSURANCE



Population with Health Insurance

Private: **180,211 | 70%**

Public: **117,317 | 46%**

Population with No Health Insurance

Total: **12,153 | 5%**

Children: **959 | 2%**

COMMUTING TO WORK

Travel time to work: **29.6 minutes**



81%

Drove alone
(car, truck or van)



9%

Carpooled



<1%

Public
transportation



1%

Walked



<1%

Other means



8%

Worked at
home

Scan to view more
data at
www.mlpp.org



Source: American Community Survey, 2024 5-Year Data Profiles