



SPOTLIGHT ON YOUR DISTRICT

State Senate District 25

Patrick Schaefer, Policy Analyst | April 2026

KEY METRICS



263,891
total population



67,195
median household income



54,965 | 21%
age 65+



44
median age



13%
poverty rate



13,263 | 5%
under age 5

POVERTY RATE FOR



Families with children:

15%



Children under age 18:

18%



Single parent (female) family:

39%

RACE/ETHNICITY

White	236,759	(90%)
Black or African American	6,013	(2%)
Hispanic or Latino	9,975	(4%)
Asian	1,193	(<1%)
American Indian/ Alaska Native	269	(<1%)
Native Hawaiian/ Other Pacific Islander	35	(0%)
Two or More Races	8,799	(3%)

MEDIAN WAGE

60,986
for men

46,904
for women

Female-to-male earnings ratio: **77%**

(Women earn 77¢ for every dollar men earn.)

LANGUAGE SPOKEN

A language other than English spoken at home:

7,723 | 3%



Limited English proficiency (age 5+):

2,258 | <1%

ANNUAL HOUSEHOLD INCOME

16% Under \$25,000

39% \$25,000 - \$74,999

45% \$75,000 or more

TECHNOLOGY



102,687 | 94%
Households with a computer



97,201 | 89%
Households with broadband internet subscription


EDUCATIONAL ATTAINMENT AGE 25+

Less than ninth grade	4,167	2%
Ninth to twelfth grade, no diploma	11,748	6%
High school diploma or equivalent	68,735	36%
Some college, no degree	45,100	24%
Associate degree	22,356	12%
Bachelor's degree	23,898	13%
Graduate or professional degree	13,229	7%


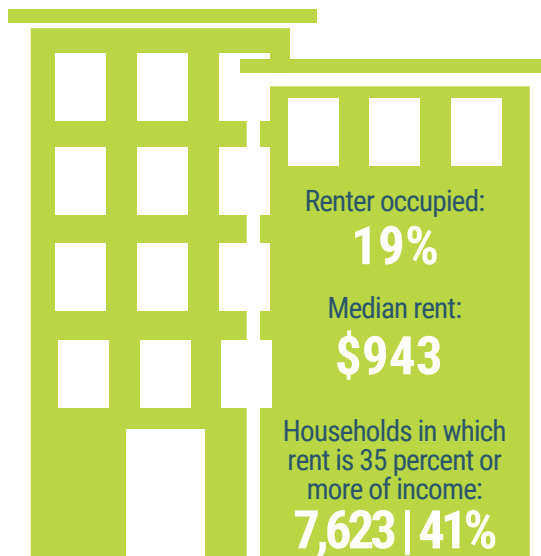
DISABILITY STATUS

 **3,307 | 6%**
children under age 18 with disability

 **22,092 | 15%**
18-64 years old with disability

 **18,216 | 34%**
65 years old and over with disability

HOUSING



HEALTH INSURANCE



Population with Health Insurance

Private: **180,384 | 69%**

Public: **114,469 | 44%**

Population with No Health Insurance

Total: **13,474 | 5%**

Children: **2,461 | 4%**

COMMUTING TO WORK

Travel time to work: **27.3 minutes**



80%
Drove alone
(car, truck or van)



9%
Carpooled



<1%
Public
transportation



2%
Walked



1%
Other means



8%
Worked at
home

Scan to view more
data at
www.mlpp.org



Source: American Community Survey, 2024 5-Year Data Profiles