



SPOTLIGHT ON YOUR DISTRICT

State Senate District 24

Patrick Schaefer, Policy Analyst | April 2026

KEY METRICS

 **262,107**
total population

 **107,642**
median household income


 **49,774 | 19%**
age 65+

 **44.1**
median age

 **6%**
poverty rate

 **11,819 | 5%**
under age 5

POVERTY RATE FOR



Families with children:

6%



Children under age 18:

6%



Single parent (female) family:

22%

MEDIAN WAGE

94,903
for men

62,295
for women

Female-to-male earnings ratio: **66%**

(Women earn 66¢ for every dollar men earn.)

ANNUAL HOUSEHOLD INCOME

9% Under \$25,000

26% \$25,000 - \$74,999

66% \$75,000 or more

RACE/ETHNICITY

White	228,967	(87%)
Black or African American	3,637	(1%)
Hispanic or Latino	11,779	(5%)
Asian	6,801	(3%)
American Indian/ Alaska Native	248	(<1%)
Native Hawaiian/ Other Pacific Islander	189	(<1%)
Two or More Races	8,984	(3%)

LANGUAGE SPOKEN

A language other than English spoken at home:

30,192 | 12%

Kamusta!

Habari!

Limited English proficiency (age 5+):

8,868 | 4%

Hola!

TECHNOLOGY

 **97,385 | 97%**
Households with a computer

 **94,551 | 94%**
Households with broadband internet subscription

EDUCATIONAL ATTAINMENT AGE 25+

Less than ninth grade	3,518	2%
Ninth to twelfth grade, no diploma	7,153	4%
High school diploma or equivalent	41,086	22%
Some college, no degree	39,594	21%
Associate degree	19,594	11%
Bachelor's degree	46,534	25%
Graduate or professional degree	28,304	15%

DISABILITY STATUS



2,310 | 4%

children under age 18 with disability



13,867 | 9%

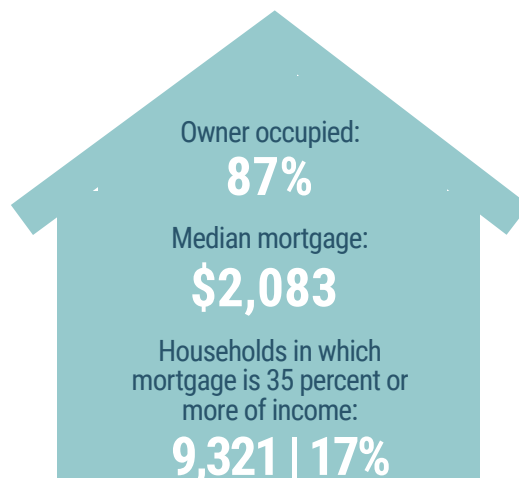
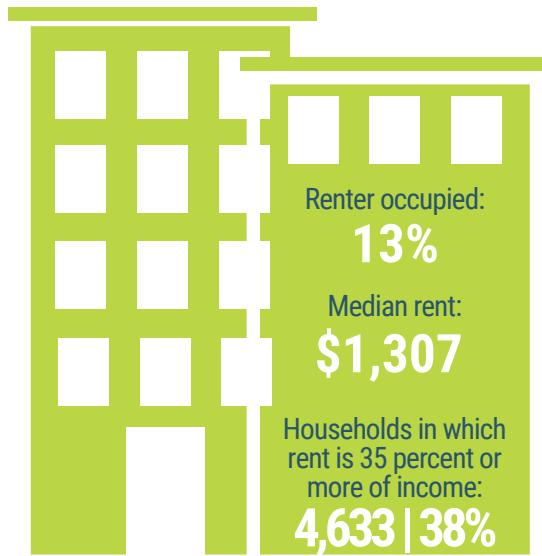
18-64 years old with disability



13,865 | 28%

65 years old and over with disability

HOUSING



HEALTH INSURANCE



Population with Health Insurance

Private: **215,082 | 82%**

Public: **77,615 | 30%**

Population with No Health Insurance

Total: **9,612 | 4%**

Children: **1,678 | 3%**

COMMUTING TO WORK

Travel time to work: **29.4 minutes**



76%

Drove alone
(car, truck or van)



6%

Carpooled



<1%

Public
transportation



<1%

Walked



<1%

Other means



17%

Worked at
home

Scan to view more
data at
www.mlpp.org



Source: American Community Survey, 2024 5-Year Data Profiles