



SPOTLIGHT ON YOUR DISTRICT

State Senate District 22

Patrick Schaefer, Policy Analyst | April 2026

KEY METRICS

 **262,372**
total population

 **99,814**
median household income


 **51,423 | 20%**
age 65+

 **43.7**
median age

 **6%**
poverty rate

 **13,226 | 5%**
under age 5

POVERTY RATE FOR



Families with children:

5%



Children under age 18:

6%



Single parent (female) family:

18%

MEDIAN WAGE

83,302
for men

61,599
for women

Female-to-male earnings ratio: **74%**

(Women earn 74¢ for every dollar men earn.)

ANNUAL HOUSEHOLD INCOME

8% Under \$25,000

29% \$25,000 - \$74,999

63% \$75,000 or more

RACE/ETHNICITY

White	241,105	(92%)
Black or African American	2,200	(<1%)
Hispanic or Latino	7,770	(3%)
Asian	2,419	(<1%)
American Indian/ Alaska Native	430	(<1%)
Native Hawaiian/ Other Pacific Islander	88	(0%)
Two or More Races	7,493	(3%)

LANGUAGE SPOKEN

A language other than English spoken at home:

8,407 | 3%

Kamusta!

Habari!

Limited English proficiency (age 5+):

2,103 | <1%

Hola!

TECHNOLOGY

 **100,198 | 97%**
Households with a computer

 **96,545 | 93%**
Households with broadband internet subscription

EDUCATIONAL ATTAINMENT AGE 25+

Less than ninth grade	1,683	<1%
Ninth to twelfth grade, no diploma	5,364	3%
High school diploma or equivalent	47,845	25%
Some college, no degree	42,601	23%
Associate degree	19,671	10%
Bachelor's degree	47,923	25%
Graduate or professional degree	24,286	13%

DISABILITY STATUS



2,643 | 5%

children under age 18 with disability



14,028 | 9%

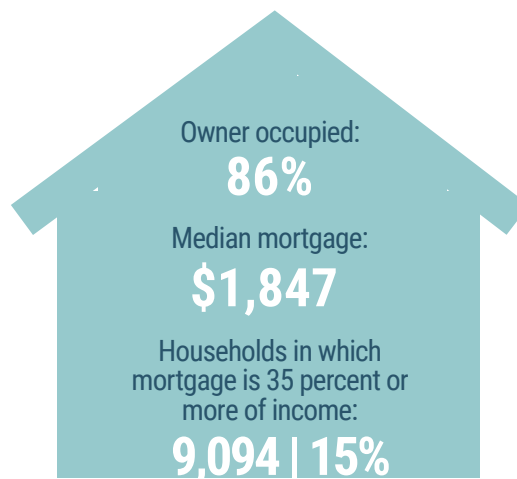
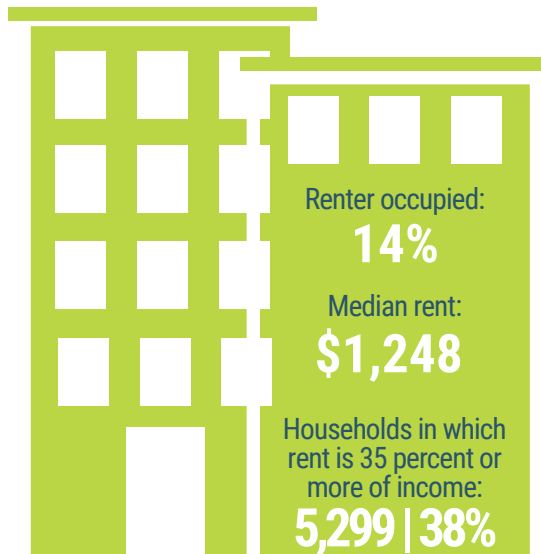
18-64 years old with disability



14,391 | 28%

65 years old and over with disability

HOUSING



HEALTH INSURANCE



Population with Health Insurance

Private: **212,212 | 81%**

Public: **81,651 | 31%**

Population with No Health Insurance

Total: **8,311 | 3%**

Children: **972 | 2%**

COMMUTING TO WORK

Travel time to work: **31.2 minutes**



77%

Drove alone
(car, truck or van)



6%

Carpooled



<1%

Public
transportation



<1%

Walked



<1%

Other means



16%

Worked at
home

Scan to view more
data at
www.mlpp.org



Source: American Community Survey, 2024 5-Year Data Profiles