



SPOTLIGHT ON YOUR DISTRICT

State Senate District 21

Patrick Schaefer, Policy Analyst | April 2026

KEY METRICS



263,341
total population



69,787
median household income



45,443 | 17%
age 65+



38.3
median age




12%
poverty rate



15,392 | 6%
under age 5

POVERTY RATE FOR



Families with children:

14%



Children under age 18:

17%



Single parent (female) family:

33%

RACE/ETHNICITY

White	182,707	(69%)
Black or African American	31,031	(12%)
Hispanic or Latino	23,029	(9%)
Asian	9,029	(3%)
American Indian/ Alaska Native	575	(<1%)
Native Hawaiian/ Other Pacific Islander	72	(0%)
Two or More Races	14,691	(6%)

MEDIAN WAGE

59,353
for men

50,689
for women

Female-to-male earnings ratio: **85%**

(Women earn 85¢ for every dollar men earn.)

LANGUAGE SPOKEN

A language other than English spoken at home:

23,681 | 10%

Kamusta!

Habari!

Limited English proficiency (age 5+):

8,138 | 3%

Hola!

ANNUAL HOUSEHOLD INCOME

15% Under \$25,000

38% \$25,000 - \$74,999

46% \$75,000 or more

TECHNOLOGY



106,775 | 95%
Households with a computer



101,414 | 90%
Households with broadband internet subscription

EDUCATIONAL ATTAINMENT AGE 25+

Less than ninth grade	4,155	2%
Ninth to twelfth grade, no diploma	9,079	5%
High school diploma or equivalent	47,806	26%
Some college, no degree	45,908	25%
Associate degree	18,813	10%
Bachelor's degree	37,221	20%
Graduate or professional degree	19,866	11%

DISABILITY STATUS



2,763 | 5%

children under age 18 with disability



22,748 | 14%

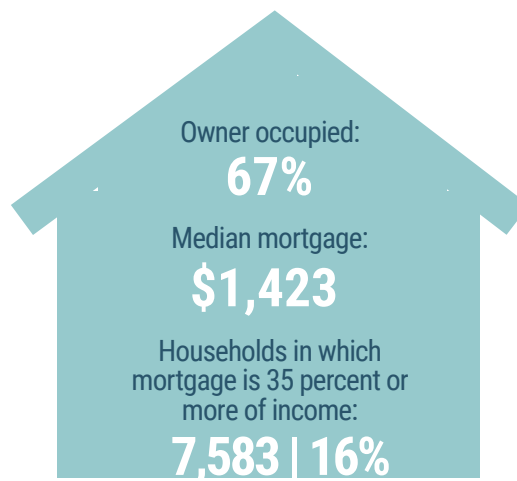
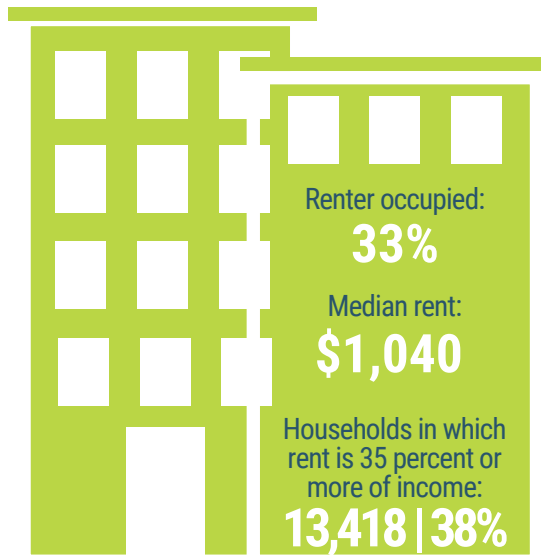
18-64 years old with disability



14,986 | 34%

65 years old and over with disability

HOUSING



HEALTH INSURANCE



Population with Health Insurance

Private: **188,663 | 72%**

Public: **103,935 | 40%**

Population with No Health Insurance

Total: **12,609 | 5%**

Children: **1,487 | 3%**

COMMUTING TO WORK

Travel time to work: **21.6 minutes**



71%

Drove alone
(car, truck or van)



9%

Carpooled



1%

Public
transportation



2%

Walked



1%

Other means



15%

Worked at
home

Scan to view more
data at
www.mlpp.org



Source: American Community Survey, 2024 5-Year Data Profiles