




SPOTLIGHT ON YOUR DISTRICT

State Senate District 20

Patrick Schaefer, Policy Analyst | April 2026


KEY METRICS

 **264,353**
total population

 **74,087**
median household income


 **49,746 | 19%**
age 65+

 **40.9**
median age

 **12%**
poverty rate

 **15,154 | 6%**
under age 5

POVERTY RATE FOR



Families with children:

15%



Children under age 18:

16%



Single parent (female) family:

42%

MEDIAN WAGE

65,564
for men

48,996
for women

Female-to-male earnings ratio: **75%**

(Women earn 75¢ for every dollar men earn.)

ANNUAL HOUSEHOLD INCOME

16% Under \$25,000

35% \$25,000 - \$74,999

50% \$75,000 or more

RACE/ETHNICITY

White	196,849	(75%)
Black or African American	22,668	(9%)
Hispanic or Latino	24,820	(9%)
Asian	5,383	(2%)
American Indian/ Alaska Native	607	(<1%)
Native Hawaiian/ Other Pacific Islander	59	(0%)
Two or More Races	13,055	(5%)

LANGUAGE SPOKEN

A language other than English spoken at home:

24,371 | 10%



Limited English proficiency (age 5+):

7,578 | 3%

TECHNOLOGY

 **99,218 | 95%**
Households with a computer

 **94,871 | 91%**
Households with broadband internet subscription

EDUCATIONAL ATTAINMENT AGE 25+

Less than ninth grade	6,211	3%
Ninth to twelfth grade, no diploma	10,413	6%
High school diploma or equivalent	56,944	31%
Some college, no degree	38,385	21%
Associate degree	17,591	10%
Bachelor's degree	34,746	19%
Graduate or professional degree	19,021	10%

DISABILITY STATUS



2,388 | 4%

children under age 18 with disability



15,518 | 10%


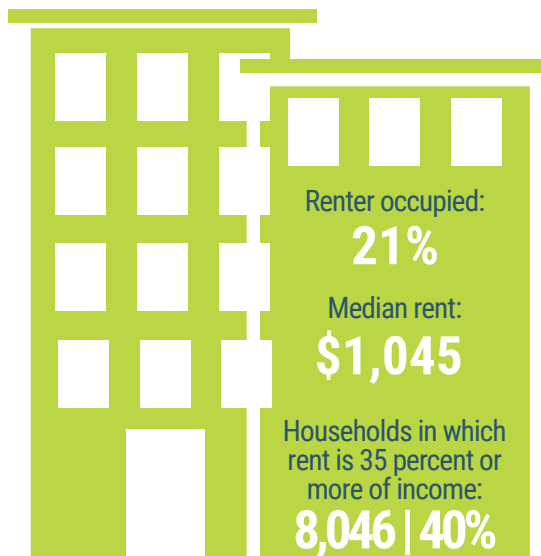
18-64 years old with disability



13,358 | 27%

65 years old and over with disability

HOUSING



HEALTH INSURANCE



Population with Health Insurance

Private: **182,685 | 70%**

Public: **102,276 | 39%**

Population with No Health Insurance

Total: **15,148 | 6%**

Children: **1,859 | 3%**

COMMUTING TO WORK

Travel time to work: **22.8 minutes**



77%

Drove alone
(car, truck or van)



8%

Carpooled



<1%

Public
transportation



2%

Walked



<1%

Other means



11%

Worked at
home

Scan to view more
data at
www.mlpp.org



Source: American Community Survey, 2024 5-Year Data Profiles