



SPOTLIGHT ON YOUR DISTRICT

State Senate District 17

Patrick Schaefer, Policy Analyst | April 2026

KEY METRICS

 **270,347**
total population

 **65,446**
median household income


 **55,297 | 21%**
age 65+

 **42**
median age

 **14%**
poverty rate

 **15,211 | 6%**
under age 5

POVERTY RATE FOR



Families with children:

16%



Children under age 18:

21%



Single parent (female) family:

38%

MEDIAN WAGE

59,264
for men

45,069
for women

Female-to-male earnings ratio: **76%**

(Women earn 76¢ for every dollar men earn.)

ANNUAL HOUSEHOLD INCOME

16% Under \$25,000

40% \$25,000 - \$74,999

44% \$75,000 or more

RACE/ETHNICITY

White	225,766	(84%)
Black or African American	10,772	(4%)
Hispanic or Latino	17,136	(6%)
Asian	2,432	(<1%)
American Indian/ Alaska Native	629	(<1%)
Native Hawaiian/ Other Pacific Islander	37	(0%)
Two or More Races	12,014	(4%)

LANGUAGE SPOKEN

A language other than English spoken at home:

21,396 | 8%

Kamusta!

Habari!

Limited English proficiency (age 5+):

6,694 | 3%

Hola!

TECHNOLOGY

 **98,026 | 92%**
Households with a computer

 **92,690 | 87%**
Households with broadband internet subscription

EDUCATIONAL ATTAINMENT AGE 25+

Less than ninth grade	7,182	4%
Ninth to twelfth grade, no diploma	11,823	6%
High school diploma or equivalent	66,324	36%
Some college, no degree	41,719	22%
Associate degree	19,692	11%
Bachelor's degree	25,545	14%
Graduate or professional degree	14,690	8%

DISABILITY STATUS



3,508 | 6%

children under age 18 with disability



21,353 | 14%

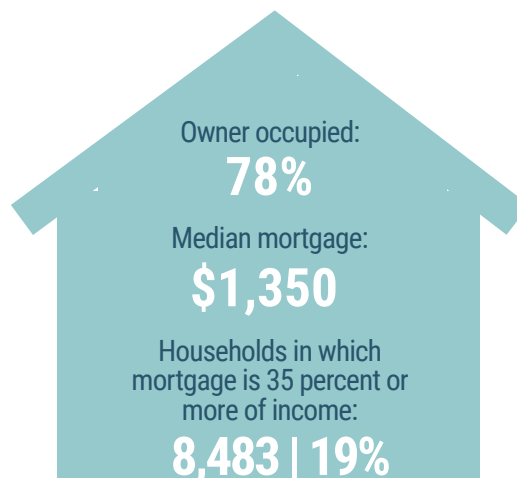
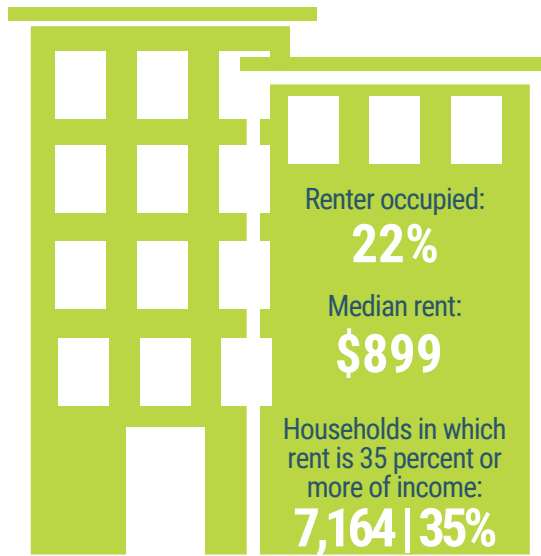
18-64 years old with disability



17,212 | 32%

65 years old and over with disability

HOUSING



HEALTH INSURANCE



Population with Health Insurance

Private: **172,630 | 65%**

Public: **116,327 | 44%**

Population with No Health Insurance

Total: **21,816 | 8%**

Children: **4,853 | 8%**

COMMUTING TO WORK

Travel time to work: **22.9 minutes**



76%
Drove alone
(car, truck or van)



11%
Carpooled



<1%
Public
transportation



3%
Walked



2%
Other means



8%
Worked at
home

Scan to view more
data at
www.mlpp.org



Source: American Community Survey, 2024 5-Year Data Profiles