



# SPOTLIGHT ON YOUR DISTRICT

## State Senate District 16

Patrick Schaefer, Policy Analyst | April 2026

### KEY METRICS

 **270,374**  
total population

 **73,519**  
median household income


 **55,168 | 20%**  
age 65+

 **42.8**  
median age

 **11%**  
poverty rate

 **13,513 | 5%**  
under age 5

### POVERTY RATE FOR



Families with children:

**13%**



Children under age 18:

**14%**



Single parent (female) family:

**33%**

### MEDIAN WAGE

**66,382**  
for men

**50,587**  
for women

Female-to-male earnings ratio: **76%**

(Women earn 76¢ for every dollar men earn.)

### ANNUAL HOUSEHOLD INCOME

**14%** Under \$25,000

**37%** \$25,000 - \$74,999

**49%** \$75,000 or more

### RACE/ETHNICITY

|                                         |                |                 |
|-----------------------------------------|----------------|-----------------|
| White                                   | <b>236,689</b> | <b>(88%)</b>    |
| Black or African American               | <b>5,639</b>   | <b>(2%)</b>     |
| Hispanic or Latino                      | <b>15,582</b>  | <b>(6%)</b>     |
| Asian                                   | <b>887</b>     | <b>(&lt;1%)</b> |
| American Indian/ Alaska Native          | <b>188</b>     | <b>(&lt;1%)</b> |
| Native Hawaiian/ Other Pacific Islander | <b>57</b>      | <b>(0%)</b>     |
| Two or More Races                       | <b>10,323</b>  | <b>(4%)</b>     |

### LANGUAGE SPOKEN

A language other than English spoken at home:

**9,950 | 4%**




Limited English proficiency (age 5+):

**2,954 | 1%**

### TECHNOLOGY

 **101,982 | 94%**  
Households with a computer

 **96,099 | 89%**  
Households with broadband internet subscription

## EDUCATIONAL ATTAINMENT AGE 25+

|                                    |        |     |
|------------------------------------|--------|-----|
| Less than ninth grade              | 3,994  | 2%  |
| Ninth to twelfth grade, no diploma | 12,308 | 6%  |
| High school diploma or equivalent  | 67,124 | 35% |
| Some college, no degree            | 44,356 | 23% |
| Associate degree                   | 20,760 | 11% |
| Bachelor's degree                  | 27,307 | 14% |
| Graduate or professional degree    | 15,947 | 8%  |

## DISABILITY STATUS



**2,946 | 5%**

children under age 18 with disability



**20,890 | 13%**

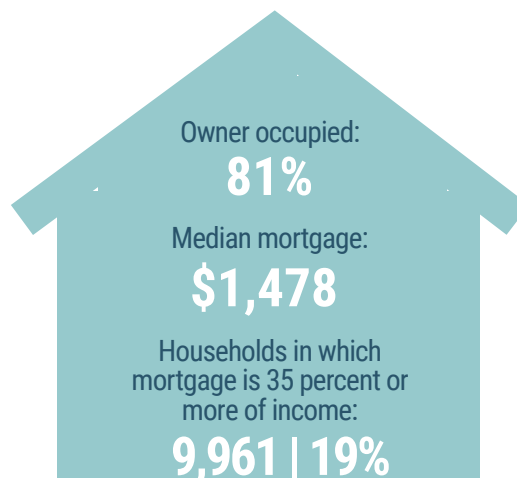
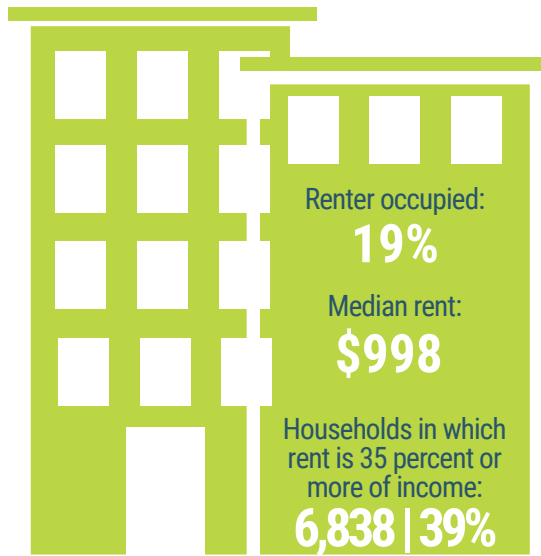
18-64 years old with disability



**16,010 | 30%**

65 years old and over with disability

## HOUSING



## HEALTH INSURANCE



Population with Health Insurance

Private: **196,405 | 74%**

Public: **106,356 | 40%**

Population with No Health Insurance

Total: **11,240 | 4%**

Children: **1,644 | 3%**

## COMMUTING TO WORK

Travel time to work: **26.3 minutes**



**80%**

Drove alone  
(car, truck or van)



**8%**

Carpooled



**<1%**

Public  
transportation



**2%**

Walked



**1%**

Other means



**9%**

Worked at  
home

Scan to view more  
data at  
[www.mlpp.org](http://www.mlpp.org)



Source: American Community Survey, 2024 5-Year Data Profiles