



SPOTLIGHT ON YOUR DISTRICT

State Senate District 14

Patrick Schaefer, Policy Analyst | April 2026

KEY METRICS

 **268,831**
total population

 **80,811**
median household income


 **50,345 | 19%**
age 65+

 **40.4**
median age

 **11%**
poverty rate

 **13,343 | 5%**
under age 5

POVERTY RATE FOR



Families with children:

10%



Children under age 18:

12%



Single parent (female) family:

31%

RACE/ETHNICITY

White	211,787	(79%)
Black or African American	15,817	(6%)
Hispanic or Latino	11,306	(4%)
Asian	13,198	(5%)
American Indian/ Alaska Native	501	(<1%)
Native Hawaiian/ Other Pacific Islander	47	(0%)
Two or More Races	15,214	(6%)

MEDIAN WAGE

74,006
for men

58,375
for women

Female-to-male earnings ratio: **79%**

(Women earn 79¢ for every dollar men earn.)

ANNUAL HOUSEHOLD INCOME

13% Under \$25,000

34% \$25,000 - \$74,999

53% \$75,000 or more

LANGUAGE SPOKEN

A language other than English spoken at home:

21,181 | 8%



Limited English proficiency (age 5+):

5,669 | 2%

TECHNOLOGY

 **103,053 | 97%**
Households with a computer

 **99,067 | 93%**
Households with broadband internet subscription

EDUCATIONAL ATTAINMENT AGE 25+

Less than ninth grade	2,326	1%
Ninth to twelfth grade, no diploma	7,483	4%
High school diploma or equivalent	45,476	25%
Some college, no degree	36,761	20%
Associate degree	16,101	9%
Bachelor's degree	38,905	21%
Graduate or professional degree	38,834	21%

DISABILITY STATUS



2,645 | 5%

children under age 18 with disability



15,189 | 10%

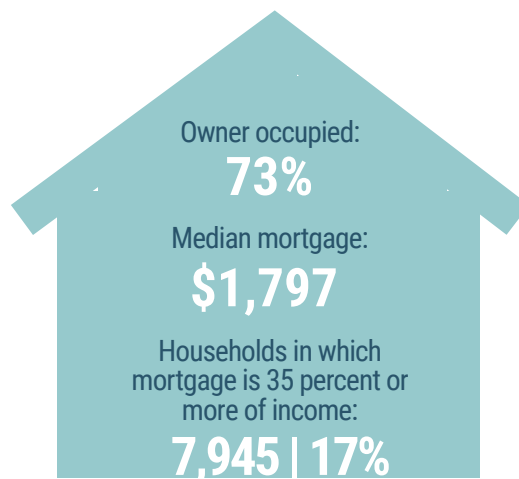
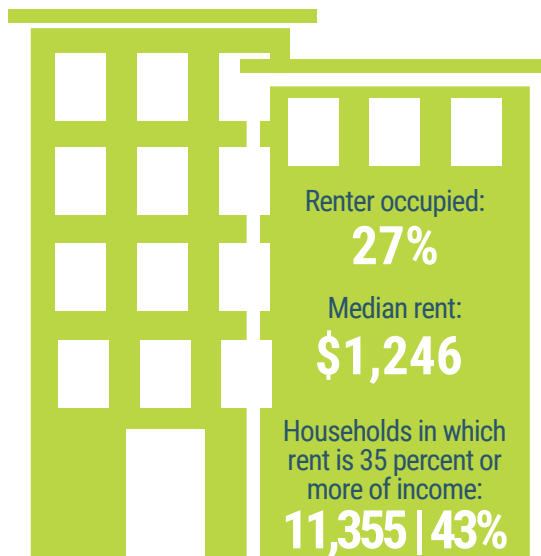
18-64 years old with disability



14,059 | 29%

65 years old and over with disability

HOUSING



HEALTH INSURANCE



Population with Health Insurance

Private: **198,955 | 76%**

Public: **92,197 | 35%**

Population with No Health Insurance

Total: **9,733 | 4%**

Children: **934 | 2%**

COMMUTING TO WORK

Travel time to work: **22.9 minutes**



69%

Drove alone
(car, truck or van)



7%

Carpooled



2%

Public
transportation



3%

Walked



1%

Other means



18%

Worked at
home

Scan to view more
data at
www.mlpp.org



Source: American Community Survey, 2024 5-Year Data Profiles