



SPOTLIGHT ON YOUR DISTRICT

State Senate District 13

Patrick Schaefer, Policy Analyst | April 2026

KEY METRICS

 **268,637**
total population

 **120,463**
median household income


 **54,907 | 20%**
age 65+

 **43.8**
median age

 **6%**
poverty rate

 **13,323 | 5%**
under age 5

POVERTY RATE FOR



Families with children:

5%



Children under age 18:

7%



Single parent (female) family:

20%

MEDIAN WAGE

110,668
for men

78,797
for women

Female-to-male earnings ratio: **71%**

(Women earn 71¢ for every dollar men earn.)

ANNUAL HOUSEHOLD INCOME

8% Under \$25,000

23% \$25,000 - \$74,999

69% \$75,000 or more

RACE/ETHNICITY

White	185,439	(69%)
Black or African American	22,685	(8%)
Hispanic or Latino	9,733	(4%)
Asian	38,361	(14%)
American Indian/ Alaska Native	264	(<1%)
Native Hawaiian/ Other Pacific Islander	7	(0%)
Two or More Races	10,590	(4%)

LANGUAGE SPOKEN

A language other than English spoken at home:

59,401 | 23%

Kamusta!

Habari!

Limited English proficiency (age 5+):

17,882 | 7%

Hola!

TECHNOLOGY

 **105,288 | 98%**
Households with a computer

 **102,942 | 95%**
Households with broadband internet subscription

EDUCATIONAL ATTAINMENT AGE 25+

Less than ninth grade	3,288	2%
Ninth to twelfth grade, no diploma	3,448	2%
High school diploma or equivalent	25,600	13%
Some college, no degree	27,976	14%
Associate degree	14,275	7%
Bachelor's degree	63,216	33%
Graduate or professional degree	56,333	29%

DISABILITY STATUS



1,465 | 3%

children under age 18 with disability



10,311 | 7%

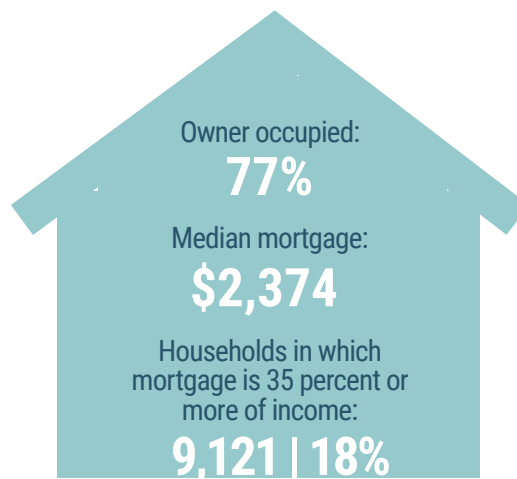
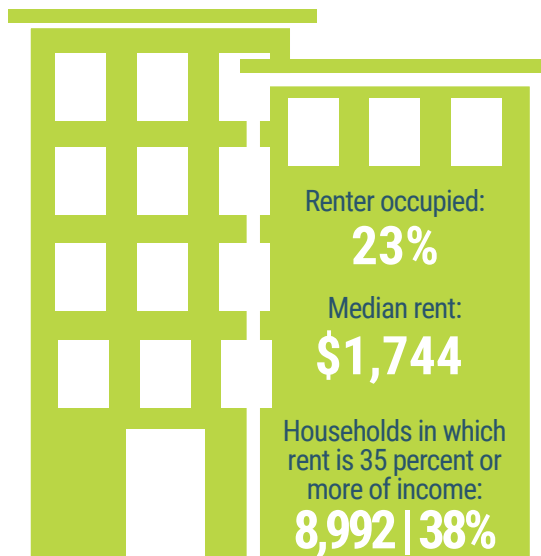
18-64 years old with disability



15,440 | 29%

65 years old and over with disability

HOUSING



HEALTH INSURANCE



Population with Health Insurance

Private: **225,452 | 84%**

Public: **78,811 | 30%**

Population with No Health Insurance

Total: **6,482 | 2%**

Children: **735 | 1%**

COMMUTING TO WORK

Travel time to work: **25.8 minutes**



70%
Drove alone
(car, truck or van)



4%
Carpooled



<1%
Public
transportation



<1%
Walked



<1%
Other means



24%
Worked at
home

Scan to view more
data at
www.mlpp.org



Source: American Community Survey, 2024 5-Year Data Profiles