



SPOTLIGHT ON YOUR DISTRICT

State Senate District 9

Patrick Schaefer, Policy Analyst | April 2026

KEY METRICS

 **264,161**
total population

 **105,285**
median household income


 **48,318 | 18%**
age 65+

 **41.8**
median age

 **7%**
poverty rate

 **12,196 | 5%**
under age 5

POVERTY RATE FOR



Families with children:

7%



Children under age 18:

9%



Single parent (female) family:

22%

MEDIAN WAGE

96,873
for men

68,557
for women

Female-to-male earnings ratio: **71%**

(Women earn 71¢ for every dollar men earn.)

ANNUAL HOUSEHOLD INCOME

9% Under \$25,000

25% \$25,000 - \$74,999

65% \$75,000 or more

RACE/ETHNICITY

White	182,259	(69%)
Black or African American	12,343	(5%)
Hispanic or Latino	9,551	(4%)
Asian	46,200	(18%)
American Indian/ Alaska Native	450	(<1%)
Native Hawaiian/ Other Pacific Islander	271	(<1%)
Two or More Races	11,560	(4%)

LANGUAGE SPOKEN

A language other than English spoken at home:

76,840 | 31%



Limited English proficiency (age 5+):

26,142 | 10%

TECHNOLOGY

 **98,642 | 97%**
Households with a computer

 **96,969 | 95%**
Households with broadband internet subscription

EDUCATIONAL ATTAINMENT AGE 25+

Less than ninth grade	5,864	3%
Ninth to twelfth grade, no diploma	6,611	4%
High school diploma or equivalent	30,176	16%
Some college, no degree	26,816	15%
Associate degree	14,713	8%
Bachelor's degree	55,517	30%
Graduate or professional degree	45,682	25%

DISABILITY STATUS



1,861 | 3%

children under age 18 with disability



11,449 | 7%

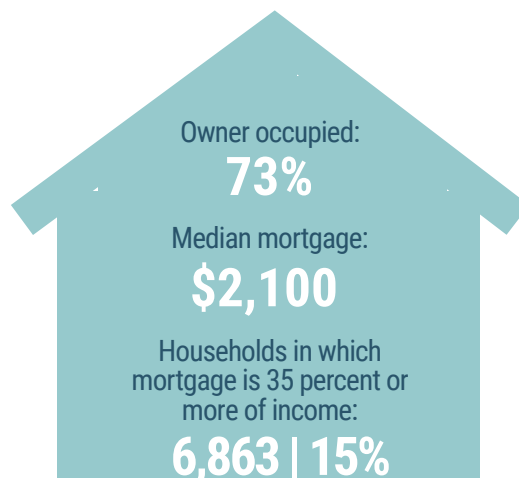
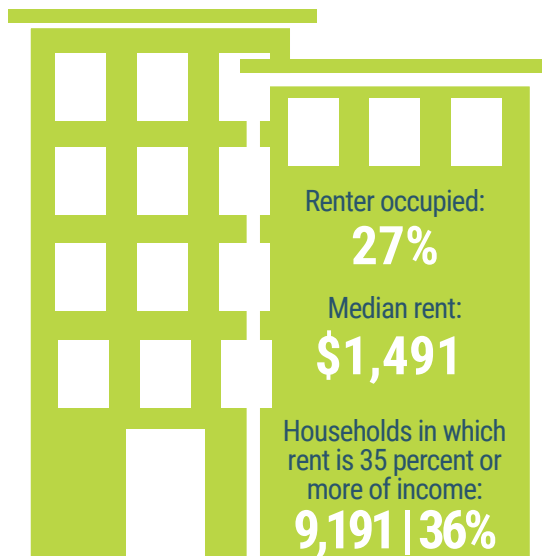
18-64 years old with disability



14,328 | 30%

65 years old and over with disability

HOUSING



HEALTH INSURANCE



Population with Health Insurance

Private: **210,400 | 80%**

Public: **78,485 | 30%**

Population with No Health Insurance

Total: **9,860 | 4%**

Children: **1,618 | 3%**

COMMUTING TO WORK

Travel time to work: **23.9 minutes**



69%

Drove alone
(car, truck or van)



7%

Carpooled



<1%

Public
transportation



1%

Walked



1%

Other means



21%

Worked at
home

Scan to view more
data at
www.mlpp.org



Source: American Community Survey, 2024 5-Year Data Profiles