



SPOTLIGHT ON YOUR DISTRICT

State Senate District 7

Patrick Schaefer, Policy Analyst | April 2026

KEY METRICS



263,760
total population



69,909
median household income



52,618 | 20%
age 65+



41.3
median age




15%
poverty rate



14,383 | 6%
under age 5

POVERTY RATE FOR



Families with children:

16%



Children under age 18:

18%



Single parent (female) family:

31%

RACE/ETHNICITY

White	102,157	(39%)
Black or African American	110,699	(42%)
Hispanic or Latino	22,017	(8%)
Asian	12,444	(5%)
American Indian/ Alaska Native	226	(<1%)
Native Hawaiian/ Other Pacific Islander	20	(0%)
Two or More Races	14,884	(6%)

MEDIAN WAGE

72,630
for men

55,462
for women

Female-to-male earnings ratio: **76%**

(Women earn 76¢ for every dollar men earn.)

LANGUAGE SPOKEN

A language other than English spoken at home:

36,091 | 15%

Kamusta!

Habari!

Limited English proficiency (age 5+):

12,136 | 5%

Hola!

ANNUAL HOUSEHOLD INCOME

19% Under \$25,000

34% \$25,000 - \$74,999

47% \$75,000 or more

TECHNOLOGY



106,340 | 95%
Households with a computer



101,967 | 91%
Households with broadband internet subscription

EDUCATIONAL ATTAINMENT AGE 25+

Less than ninth grade	5,732	3%
Ninth to twelfth grade, no diploma	9,685	5%
High school diploma or equivalent	41,152	22%
Some college, no degree	39,979	21%
Associate degree	13,408	7%
Bachelor's degree	41,211	22%
Graduate or professional degree	37,167	20%

DISABILITY STATUS



2,813 | 5%

children under age 18 with disability



20,259 | 13%

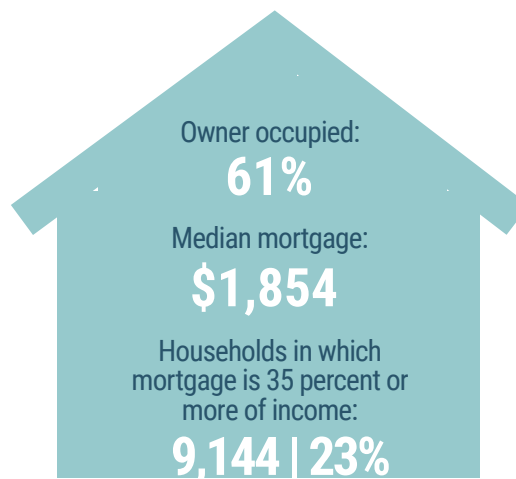
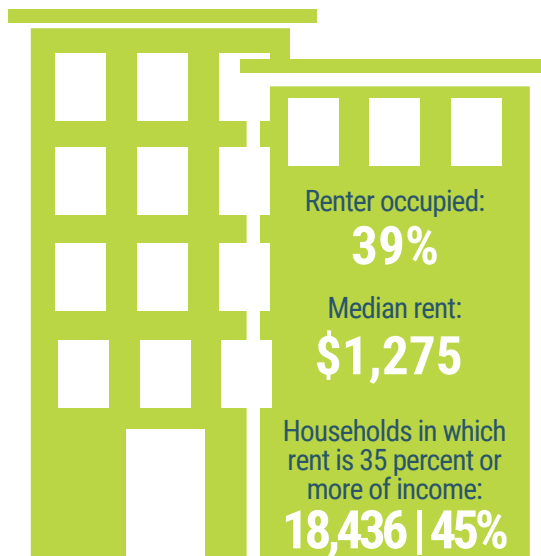
18-64 years old with disability



16,364 | 32%

65 years old and over with disability

HOUSING



HEALTH INSURANCE



Population with Health Insurance

Private: **174,340 | 67%**

Public: **112,713 | 43%**

Population with No Health Insurance

Total: **15,374 | 6%**

Children: **1,519 | 3%**

COMMUTING TO WORK

Travel time to work: **23 minutes**



70%

Drove alone
(car, truck or van)



9%

Carpooled



<1%

Public
transportation



2%

Walked



2%

Other means



17%

Worked at
home

Scan to view more
data at
www.mlpp.org



Source: American Community Survey, 2024 5-Year Data Profiles