



SPOTLIGHT ON YOUR DISTRICT

State Senate District 3

Patrick Schaefer, Policy Analyst | April 2026

KEY METRICS

 **263,633**
total population

 **49,596**
median household income


 **42,973 | 16%**
age 65+

 **36**
median age

 **27%**
poverty rate

 **15,831 | 6%**
under age 5

POVERTY RATE FOR



Families with children:

33%



Children under age 18:

41%



Single parent (female) family:

49%

MEDIAN WAGE

56,919
for men

50,771
for women

Female-to-male earnings ratio: **89%**

(Women earn 89¢ for every dollar men earn.)

ANNUAL HOUSEHOLD INCOME

29% Under \$25,000

38% \$25,000 - \$74,999

33% \$75,000 or more

RACE/ETHNICITY

White	106,112	(40%)
Black or African American	108,556	(41%)
Hispanic or Latino	6,099	(2%)
Asian	27,969	(11%)
American Indian/ Alaska Native	617	(<1%)
Native Hawaiian/ Other Pacific Islander	87	(0%)
Two or More Races	11,541	(4%)

LANGUAGE SPOKEN

A language other than English spoken at home:

53,449 | 22%

Kamusta!

Habari!

Limited English proficiency (age 5+):

27,941 | 11%

Hola!

TECHNOLOGY

 **104,657 | 93%**
Households with a computer

 **96,977 | 86%**
Households with broadband internet subscription

EDUCATIONAL ATTAINMENT AGE 25+

Less than ninth grade	11,829	6%
Ninth to twelfth grade, no diploma	16,938	9%
High school diploma or equivalent	52,720	29%
Some college, no degree	38,250	21%
Associate degree	13,331	7%
Bachelor's degree	31,764	17%
Graduate or professional degree	18,574	10%

DISABILITY STATUS



2,535 | 5%

children under age 18 with disability



26,236 | 16%

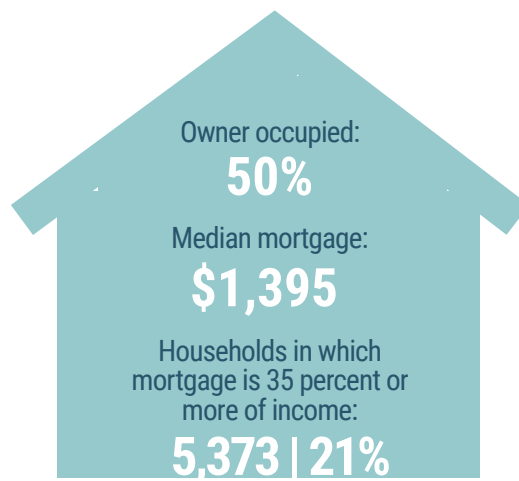
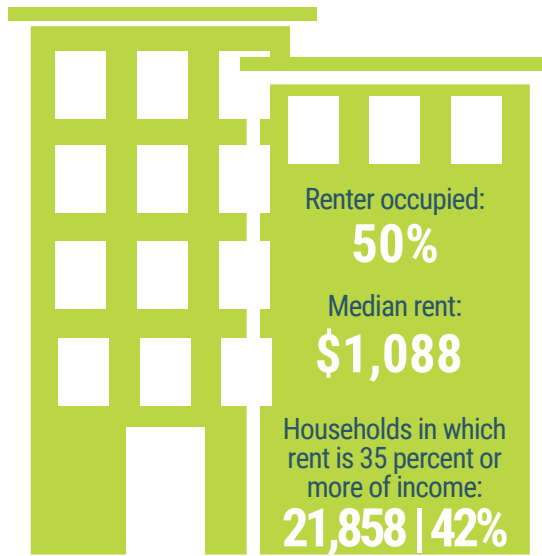
18-64 years old with disability



18,249 | 44%

65 years old and over with disability

HOUSING



HEALTH INSURANCE



Population with Health Insurance

Private: **130,149 | 50%**

Public: **141,143 | 54%**

Population with No Health Insurance

Total: **18,242 | 7%**

Children: **1,996 | 4%**

COMMUTING TO WORK

Travel time to work: 24 minutes



66%

Drove alone
(car, truck or van)



8%

Carpooled



3%

Public
transportation



4%

Walked



3%

Other means



16%

Worked at
home

Scan to view more
data at
www.mlpp.org



Source: American Community Survey, 2024 5-Year Data Profiles