



SPOTLIGHT ON YOUR DISTRICT

State Senate District 2

Patrick Schaefer, Policy Analyst | April 2026


KEY METRICS

 **253,220**
total population

 **49,314**
median household income


 **34,539 | 14%**
age 65+

 **33.5**
median age

 **29%**
poverty rate

 **19,252 | 8%**
under age 5

POVERTY RATE FOR



Families with children:

34%



Children under age 18:

41%



Single parent (female) family:

49%

RACE/ETHNICITY

White	160,638	(63%)
Black or African American	57,927	(23%)
Hispanic or Latino	21,223	(8%)
Asian	2,790	(1%)
American Indian/ Alaska Native	196	(<1%)
Native Hawaiian/ Other Pacific Islander	7	(0%)
Two or More Races	9,715	(4%)

MEDIAN WAGE

52,732
for men

48,618
for women

Female-to-male earnings ratio: **92%**

(Women earn 92¢ for every dollar men earn.)

LANGUAGE SPOKEN

A language other than English spoken at home:

99,570 | 43%



Limited English proficiency (age 5+):

45,997 | 20%

ANNUAL HOUSEHOLD INCOME

27% Under \$25,000

39% \$25,000 - \$74,999

34% \$75,000 or more

TECHNOLOGY

 **85,977 | 96%**
Households with a computer

 **81,759 | 91%**
Households with broadband internet subscription

EDUCATIONAL ATTAINMENT AGE 25+

Less than ninth grade	10,716	7%
Ninth to twelfth grade, no diploma	16,467	10%
High school diploma or equivalent	45,817	29%
Some college, no degree	32,611	21%
Associate degree	14,927	9%
Bachelor's degree	22,950	15%
Graduate or professional degree	14,998	10%

DISABILITY STATUS



2,746 | 4%

children under age 18 with disability



21,138 | 14%


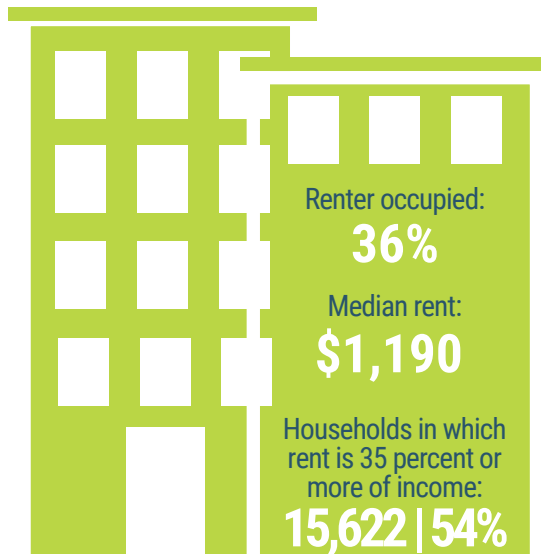
18-64 years old with disability



14,863 | 44%

65 years old and over with disability

HOUSING



HEALTH INSURANCE



Population with Health Insurance

Private: **113,365 | 45%**

Public: **151,916 | 60%**

Population with No Health Insurance

Total: **16,452 | 7%**

Children: **2,540 | 3%**

COMMUTING TO WORK

Travel time to work: **22.6 minutes**



73%

Drove alone
(car, truck or van)



12%

Carpooled



2%

Public
transportation



<1%

Walked



2%

Other means



11%

Worked at
home

Scan to view more
data at
www.mlpp.org



Source: American Community Survey, 2024 5-Year Data Profiles