



SPOTLIGHT ON YOUR COUNTY: Roscommon County

Patrick Schaefer, Policy Analyst | March 2026

KEY METRICS



23,737
total population



\$55,246
median household income



8,192 | 35%
age 65+



57.7
median age




16%
poverty rate



824 | 4%
under age 5

POVERTY RATE FOR



Families with children:

19%



Children under age 18:

27%



Single parent (female) family:

52%

RACE/ETHNICITY

White	21,940	(92%)
Black or African American	160	(<1%)
Hispanic or Latino	483	(2%)
Asian	28	(<1%)
American Indian/ Alaska Native	48	(<1%)
Native Hawaiian/ Other Pacific Islander	0	(0%)
Two or More Races	1,042	(4%)

MEDIAN WAGE

\$62,492
for men

\$46,906
for women

Female-to-male earnings ratio: **75%**
(Women earn 75¢ for every dollar men earn.)

ANNUAL HOUSEHOLD INCOME

18% Under \$25,000

46% \$25,000 - \$74,999

36% \$75,000 or more

LANGUAGE SPOKEN

A language other than English spoken at home:

331 | 1%

Kamusta!

Habari!

Limited English proficiency (age 5+):

108 | <1%

Hola!

TECHNOLOGY



10,747 | 93%
Households with a computer



10,167 | 88%
Households with broadband internet subscription

EDUCATIONAL ATTAINMENT AGE 25+

Less than ninth grade	353	2%
Ninth to twelfth grade, no diploma	1,222	6%
High school diploma or equivalent	6,472	34%
Some college, no degree	4,956	26%
Associate degree	2,268	12%
Bachelor's degree	2,310	12%
Graduate or professional degree	1,560	8%

DISABILITY STATUS



218 | 6%

children under age 18 with disability



2,578 | 21%

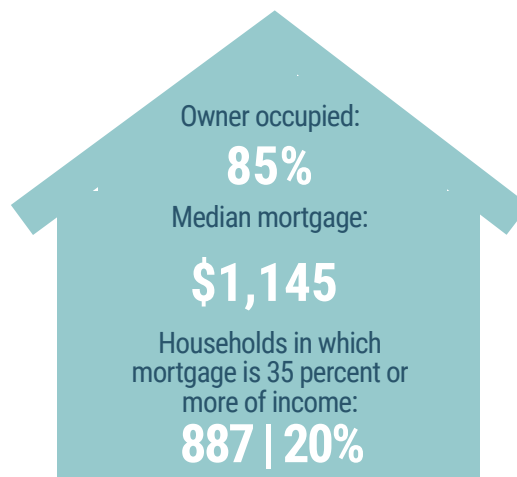
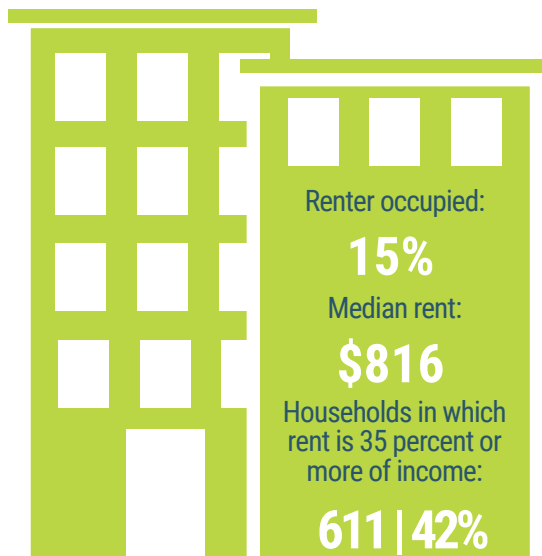
18-64 years old with disability



2,926 | 36%

65 years old and over with disability

HOUSING



HEALTH INSURANCE



Population with Health Insurance

Private: **14,592 | 62%**

Public: **14,096 | 60%**

Population with No Health Insurance

Total: **1,143 | 5%**

Children: **112 | 3%**

COMMUTING TO WORK

Travel time to work: **24.3 minutes**



74%

Drove alone
(car, truck or van)



12%

Carpooled



<1%

Public
transportation



1%

Walked



1%

Other means



11%

Worked at
home

Scan to view more
data at
www.mlpp.org



Source: American Community Survey, 2024 5-Year Data Profiles