



SPOTLIGHT ON YOUR COUNTY: Muskegon County

Patrick Schaefer, Policy Analyst | March 2026

KEY METRICS



175,961
total population



\$65,024
median household income



32,488 | 19%
age 65+



40
median age




14%
poverty rate



9,984 | 6%
under age 5

POVERTY RATE FOR



Families with children:

18%



Children under age 18:

19%



Single parent (female) family:

42%

RACE/ETHNICITY

White	131,900	(75%)
Black or African American	21,109	(12%)
Hispanic or Latino	11,010	(6%)
Asian	998	(<1%)
American Indian/ Alaska Native	778	(<1%)
Native Hawaiian/ Other Pacific Islander	89	(<1%)
Two or More Races	9,796	(6%)

MEDIAN WAGE

\$55,938
for men

\$46,551
for women

Female-to-male earnings ratio: **83%**
(Women earn 83¢ for every dollar men earn.)

LANGUAGE SPOKEN

A language other than English spoken at home:

6,591 | 4%

Kamusta!

Habari!

Limited English proficiency (age 5+):

1,661 | 1%

Hola!

ANNUAL HOUSEHOLD INCOME

17% Under \$25,000

40% \$25,000 - \$74,999

44% \$75,000 or more

TECHNOLOGY



63,587 | 94%
Households with a computer



60,159 | 89%
Households with broadband internet subscription

EDUCATIONAL ATTAINMENT AGE 25+

Less than ninth grade	2,418	2%
Ninth to twelfth grade, no diploma	7,211	6%
High school diploma or equivalent	42,270	35%
Some college, no degree	29,752	24%
Associate degree	14,615	12%
Bachelor's degree	18,261	15%
Graduate or professional degree	7,865	6%

DISABILITY STATUS



2,120 | 5%
children under age 18 with disability

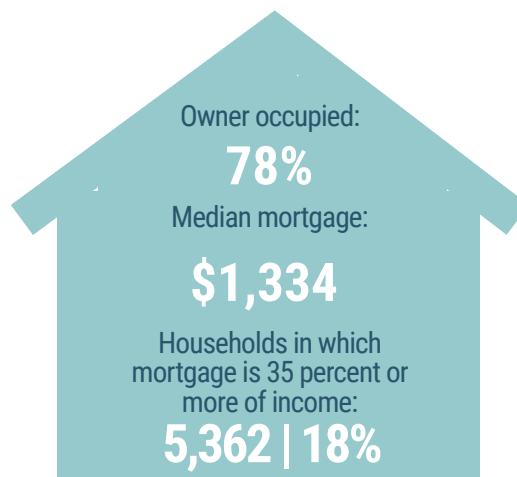
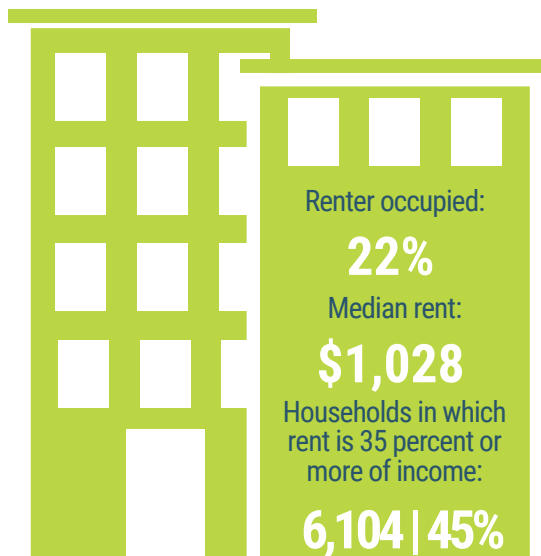


13,732 | 14%
18-64 years old with disability



10,081 | 32%
65 years old and over with disability

HOUSING



HEALTH INSURANCE



Population with Health Insurance

Private: **110,758 | 65%**

Public: **80,406 | 47%**

Population with No Health Insurance

Total: **7,775 | 5%**

Children: **1,053 | 3%**

COMMUTING TO WORK

Travel time to work: 21.6 minutes



81%

Drove alone
(car, truck or van)



9%

Carpooled



<1%

Public
transportation



1%

Walked



1%

Other means



7%

Worked at
home

Source: American Community Survey, 2024 5-Year Data Profiles

Scan to view more
data at
www.mlpp.org

