



SPOTLIGHT ON YOUR COUNTY: Montcalm County

Patrick Schaefer, Policy Analyst | March 2026

KEY METRICS



67,816
total population



\$67,344
median household income



12,113 | 18%
age 65+



40.4
median age




13%
poverty rate



3,523 | 5%
under age 5

POVERTY RATE FOR



Families with children:

15%



Children under age 18:

17%



Single parent (female) family:

35%

RACE/ETHNICITY

White	58,991	(87%)
Black or African American	2,158	(3%)
Hispanic or Latino	3,033	(5%)
Asian	149	(<1%)
American Indian/ Alaska Native	153	(<1%)
Native Hawaiian/ Other Pacific Islander	0	(0%)
Two or More Races	2,966	(4%)

MEDIAN WAGE

\$57,314
for men

\$42,199
for women

Female-to-male earnings ratio: **74%**
(Women earn 74¢ for every dollar men earn.)

ANNUAL HOUSEHOLD INCOME

15% Under \$25,000

41% \$25,000 - \$74,999

44% \$75,000 or more

LANGUAGE SPOKEN

A language other than English spoken at home:

3,034 | 5%

Kamusta!

Habari!

Limited English proficiency (age 5+):

1,222 | 2%

Hola!

TECHNOLOGY



22,436 | 92%
Households with a computer



20,572 | 84%
Households with broadband internet subscription

EDUCATIONAL ATTAINMENT AGE 25+

Less than ninth grade	1,958	4%
Ninth to twelfth grade, no diploma	3,604	8%
High school diploma or equivalent	18,736	39%
Some college, no degree	11,325	24%
Associate degree	4,904	10%
Bachelor's degree	5,286	11%
Graduate or professional degree	2,446	5%

DISABILITY STATUS



940 | 7%

children under age 18 with disability



5,857 | 15%

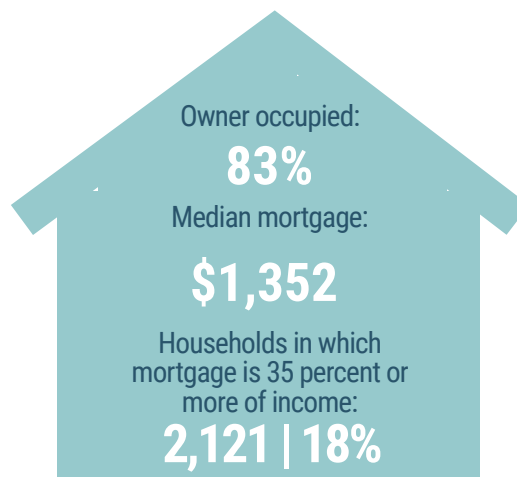
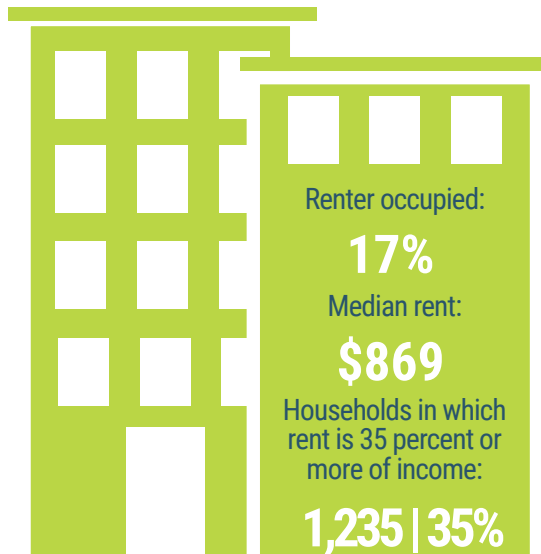
18-64 years old with disability



3,781 | 32%

65 years old and over with disability

HOUSING



HEALTH INSURANCE



Population with Health Insurance

Private: **42,096 | 64%**

Public: **28,806 | 44%**

Population with No Health Insurance

Total: **5,819 | 9%**

Children: **1,170 | 8%**

COMMUTING TO WORK

Travel time to work: **30.7 minutes**



81%

Drove alone
(car, truck or van)



9%

Carpooled



<1%

Public
transportation



1%

Walked



1%

Other means



7%

Worked at
home

Source: American Community Survey, 2024 5-Year Data Profiles

Scan to view more
data at
www.mlpp.org

