



# SPOTLIGHT ON YOUR COUNTY: Manistee County

Patrick Schaefer, Policy Analyst | March 2026

## KEY METRICS



**25,350**  
total population



**\$63,516**  
median household income



**7,095 | 28%**  
age 65+



**50.3**  
median age




**13%**  
poverty rate



**1,005 | 4%**  
under age 5

## POVERTY RATE FOR



Families with children:

**17%**



Children under age 18:

**22%**



Single parent (female) family:

**47%**

## RACE/ETHNICITY

White	<b>22,151</b>	<b>(87%)</b>
Black or African American	<b>817</b>	<b>(3%)</b>
Hispanic or Latino	<b>904</b>	<b>(4%)</b>
Asian	<b>100</b>	<b>(&lt;1%)</b>
American Indian/ Alaska Native	<b>307</b>	<b>(1%)</b>
Native Hawaiian/ Other Pacific Islander	<b>14</b>	<b>(&lt;1%)</b>
Two or More Races	<b>1,013</b>	<b>(4%)</b>

## MEDIAN WAGE

**\$54,192**  
for men

**\$45,285**  
for women

Female-to-male earnings ratio: **84%**  
(Women earn 84¢ for every dollar men earn.)

## LANGUAGE SPOKEN

A language other than English spoken at home:

**819 | 3%**

Kamusta!

Habari!

Limited English proficiency (age 5+):

**261 | 1%**

Hola!

## ANNUAL HOUSEHOLD INCOME

**16%** Under \$25,000

**42%** \$25,000 - \$74,999

**42%** \$75,000 or more

## TECHNOLOGY



**9,658 | 91%**  
Households with a computer



**9,090 | 86%**  
Households with broadband internet subscription

## EDUCATIONAL ATTAINMENT AGE 25+

Less than ninth grade	491	3%
Ninth to twelfth grade, no diploma	1,030	5%
High school diploma or equivalent	6,485	33%
Some college, no degree	4,692	24%
Associate degree	1,925	10%
Bachelor's degree	3,235	17%
Graduate or professional degree	1,619	8%

## DISABILITY STATUS



**258 | 6%**  
children under age 18 with disability

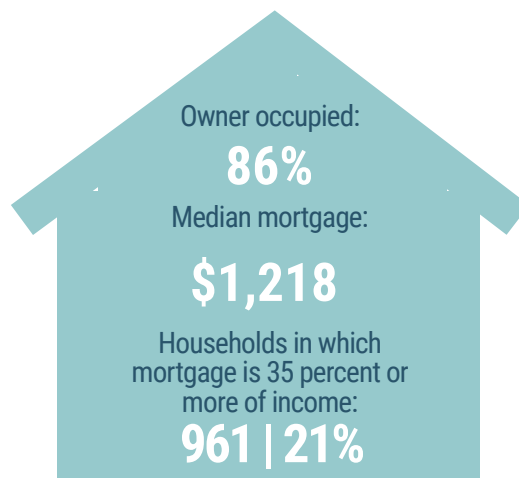
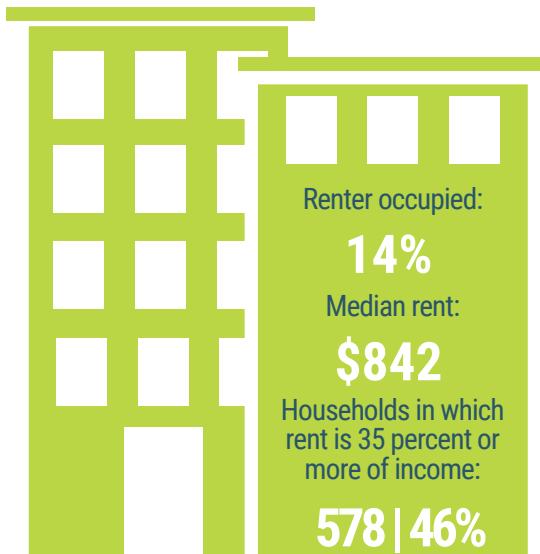


**2,123 | 16%**  
18-64 years old with disability



**2,142 | 31%**  
65 years old and over with disability

## HOUSING



## HEALTH INSURANCE



Population with Health Insurance

Private: **15,952 | 66%**

Public: **12,341 | 51%**

Population with No Health Insurance

Total: **1,153 | 5%**

Children: **137 | 3%**

## COMMUTING TO WORK

Travel time to work: **21.7 minutes**



**77%**

Drove alone  
(car, truck or van)



**8%**

Carpooled



**<1%**

Public  
transportation



**2%**

Walked



**2%**

Other means



**11%**

Worked at  
home

Scan to view more  
data at  
[www.mlpp.org](http://www.mlpp.org)



Source: American Community Survey, 2024 5-Year Data Profiles