



# SPOTLIGHT ON YOUR COUNTY: Jackson County

Patrick Schaefer, Policy Analyst | March 2026

## KEY METRICS

 **160,060**  
total population

 **\$66,073**  
median household income


 **30,511 | 19%**  
age 65+

 **41.5**  
median age

 **12%**  
poverty rate

 **8,494 | 5%**  
under age 5

## POVERTY RATE FOR



Families with children:

**14%**



Children under age 18:

**16%**



Single parent (female) family:

**33%**

## RACE/ETHNICITY

White	<b>131,179</b>	<b>(82%)</b>
Black or African American	<b>11,768</b>	<b>(7%)</b>
Hispanic or Latino	<b>6,542</b>	<b>(4%)</b>
Asian	<b>1,220</b>	<b>(&lt;1%)</b>
American Indian/ Alaska Native	<b>314</b>	<b>(&lt;1%)</b>
Native Hawaiian/ Other Pacific Islander	<b>47</b>	<b>(&lt;1%)</b>
Two or More Races	<b>8,578</b>	<b>(5%)</b>

## MEDIAN WAGE

**\$61,131**  
for men

**\$51,212**  
for women

Female-to-male earnings ratio: **84%**  
(Women earn 84¢ for every dollar men earn.)

## LANGUAGE SPOKEN

A language other than English spoken at home:

**5,278 | 4%**

**Kamusta!**

**Habari!**

Limited English proficiency (age 5+):

**1,502 | 1%**

**Hola!**

## ANNUAL HOUSEHOLD INCOME

**15%** Under \$25,000

**41%** \$25,000 - \$74,999

**44%** \$75,000 or more

## TECHNOLOGY

 **59,397 | 95%**  
Households with a computer

 **57,227 | 92%**  
Households with broadband internet subscription

## EDUCATIONAL ATTAINMENT AGE 25+

Less than ninth grade	1,706	2%
Ninth to twelfth grade, no diploma	6,877	6%
High school diploma or equivalent	39,155	35%
Some college, no degree	26,706	24%
Associate degree	11,883	11%
Bachelor's degree	17,538	16%
Graduate or professional degree	8,843	8%

## DISABILITY STATUS



**1,982 | 6%**  
children under age 18 with disability

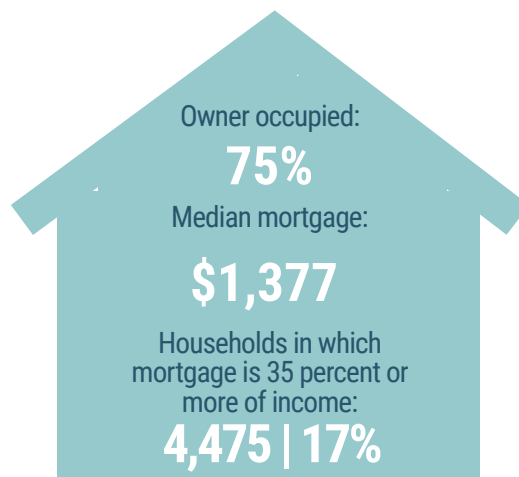
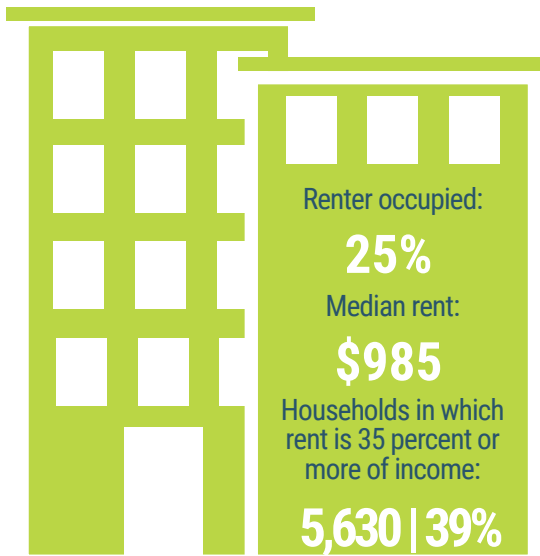


**10,793 | 12%**  
18-64 years old with disability



**9,273 | 32%**  
65 years old and over with disability

## HOUSING



## HEALTH INSURANCE



Population with Health Insurance

Private: **103,298 | 68%**

Public: **66,311 | 44%**

Population with No Health Insurance

Total: **7,469 | 5%**

Children: **626 | 2%**

## COMMUTING TO WORK

Travel time to work: 22.5 minutes



**79%**

Drove alone  
(car, truck or van)



**8%**

Carpooled



**<1%**

Public  
transportation



**2%**

Walked



**1%**

Other means



**10%**

Worked at  
home

Scan to view more  
data at  
[www.mlpp.org](http://www.mlpp.org)



Source: American Community Survey, 2024 5-Year Data Profiles