



SPOTLIGHT ON YOUR CITY: Westland

Patrick Schaefer, Policy Analyst | April 2026

KEY METRICS

 **83,633**
total population

 **62,076**
median household income


 **14,401 | 17%**
age 65+

 **38.1**
median age

 **14%**
poverty rate

 **4,721 | 6%**
under age 5

POVERTY RATE FOR



Families with children:

19%



Children under age 18:

23%



Single parent (female) family:

33%

RACE/ETHNICITY

White	50,249	(60%)
Black or African American	19,743	(24%)
Hispanic or Latino	3,997	(5%)
Asian	3,220	(4%)
American Indian/ Alaska Native	242	(<1%)
Native Hawaiian/ Other Pacific Islander	0	(0%)
Two or More Races	5,820	(7%)

MEDIAN WAGE

58,865
for men

49,115
for women

Female-to-male earnings ratio: **83%**
(Women earn 83¢ for every dollar men earn.)

LANGUAGE SPOKEN

A language other than English spoken at home:

9,628 | 12%

Limited English proficiency (age 5+):

3,506 | 4%



ANNUAL HOUSEHOLD INCOME

18% Under \$25,000

42% \$25,000 - \$74,999

40% \$75,000 or more

TECHNOLOGY

 **34,115 | 95%**
Households with a computer

 **32,890 | 92%**
Households with broadband internet subscription

EDUCATIONAL ATTAINMENT AGE 25+

Less than ninth grade	1,576	3%
Ninth to twelfth grade, no diploma	4,056	7%
High school diploma or equivalent	19,320	32%
Some college, no degree	14,973	25%
Associate degree	6,238	10%
Bachelor's degree	9,703	16%
Graduate or professional degree	4,058	7%

DISABILITY STATUS



875 | 5%

children under age 18 with disability



8,633 | 17%

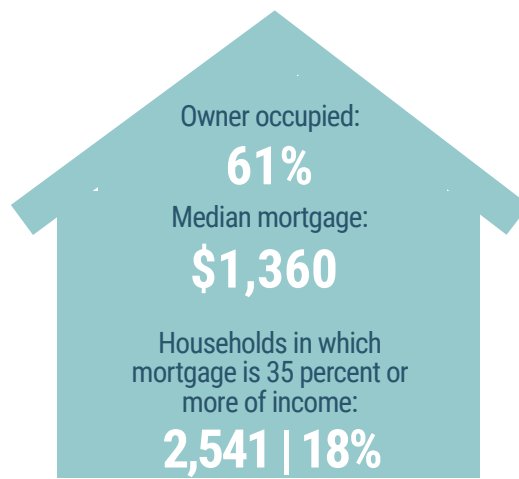
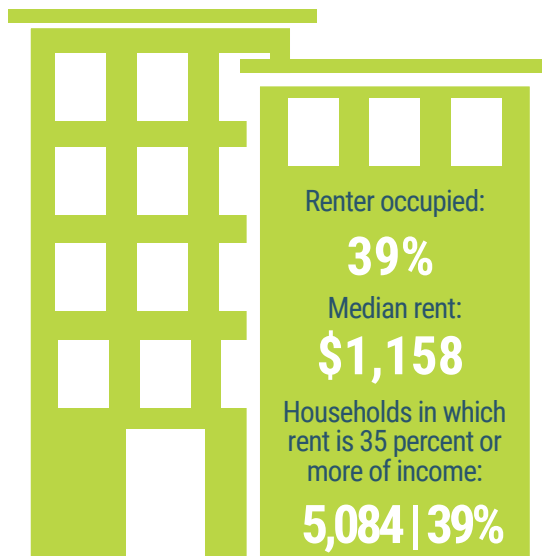
18-64 years old with disability



5,569 | 40%

65 years old and over with disability

HOUSING



HEALTH INSURANCE



Population with Health Insurance

Private: **54,516 | 66%**

Public: **36,730 | 44%**

Population with No Health Insurance

Total: **4,805 | 6%**

Children: **374 | 2%**

COMMUTING TO WORK

Travel time to work: **25.4 minutes**



78%

Drove alone
(car, truck or van)



8%

Carpooled



<1%

Public
transportation



1%

Walked



2%

Other means



11%

Worked at
home

Scan to view more
data at
www.mlpp.org



Source: American Community Survey, 2024 5-Year Data Profiles