



SPOTLIGHT ON YOUR CITY: Pontiac

Patrick Schaefer, Policy Analyst | April 2026

KEY METRICS

62,104
total population

44,329
median household income


8,209 | 13%
age 65+

36.5
median age

24%
poverty rate

3,929 | 6%
under age 5

POVERTY RATE FOR



Families with children:

27%



Children under age 18:

36%



Single parent (female) family:

35%

MEDIAN WAGE

46,839
for men

40,326
for women

Female-to-male earnings ratio: **86%**
(Women earn 86¢ for every dollar men earn.)

ANNUAL HOUSEHOLD INCOME

27% Under \$25,000

46% \$25,000 - \$74,999

28% \$75,000 or more

RACE/ETHNICITY

White	14,184	(23%)
Black or African American	25,918	(42%)
Hispanic or Latino	14,941	(24%)
Asian	2,630	(4%)
American Indian/ Alaska Native	125	(<1%)
Native Hawaiian/ Other Pacific Islander	0	(0%)
Two or More Races	3,854	(6%)

LANGUAGE SPOKEN

A language other than English spoken at home:

13,297 | 23%

Kamusta!

Habari!

Limited English proficiency (age 5+):

6,094 | 11%

Hola!

TECHNOLOGY

23,772 | 93%
Households with a computer

22,037 | 86%
Households with broadband internet subscription

EDUCATIONAL ATTAINMENT AGE 25+

Less than ninth grade	2,809	7%
Ninth to twelfth grade, no diploma	4,813	11%
High school diploma or equivalent	15,663	37%
Some college, no degree	9,692	23%
Associate degree	2,830	7%
Bachelor's degree	4,822	11%
Graduate or professional degree	2,054	5%

DISABILITY STATUS



917 | 7%
children under age 18 with disability


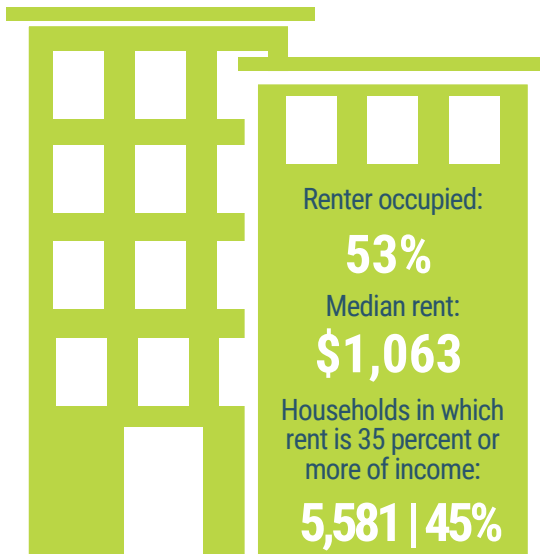


7,586 | 20%
18-64 years old with disability



3,423 | 42%
65 years old and over with disability

HOUSING



HEALTH INSURANCE



Population with Health Insurance

Private: **27,300 | 45%**

Public: **33,489 | 55%**

Population with No Health Insurance

Total: **7,622 | 13%**

Children: **733 | 5%**

COMMUTING TO WORK

Travel time to work: 21.2 minutes



72%

Drove alone
(car, truck or van)



18%

Carpooled



<1%

Public
transportation



2%

Walked



2%

Other means



5%

Worked at
home

Scan to view more
data at
www.mlpp.org



Source: American Community Survey, 2024 5-Year Data Profiles