



SPOTLIGHT ON YOUR CITY: Livonia

Patrick Schaefer, Policy Analyst | April 2026

KEY METRICS

93,851
total population

98,460
median household income


20,888 | 22%
age 65+

44.8
median age

5%
poverty rate

4,759 | 5%
under age 5

POVERTY RATE FOR



Families with children:

3%



Children under age 18:

3%



Single parent (female) family:

11%

RACE/ETHNICITY

White	77,191	(82%)
Black or African American	4,028	(4%)
Hispanic or Latino	4,168	(4%)
Asian	3,748	(4%)
American Indian/ Alaska Native	76	(<1%)
Native Hawaiian/ Other Pacific Islander	0	(0%)
Two or More Races	4,003	(4%)

MEDIAN WAGE

84,488
for men

64,964
for women

Female-to-male earnings ratio: **77%**
(Women earn 77¢ for every dollar men earn.)

ANNUAL HOUSEHOLD INCOME

9% Under \$25,000

27% \$25,000 - \$74,999

64% \$75,000 or more

LANGUAGE SPOKEN

A language other than English spoken at home:

9,495 | 11%

Kamusta!

Habari!

Limited English proficiency (age 5+):

3,130 | 4%

Hola!

TECHNOLOGY

36,845 | 96%
Households with a computer

36,244 | 95%
Households with broadband internet subscription

EDUCATIONAL ATTAINMENT AGE 25+

Less than ninth grade	1,069	2%
Ninth to twelfth grade, no diploma	2,061	3%
High school diploma or equivalent	15,500	22%
Some college, no degree	14,884	21%
Associate degree	7,329	10%
Bachelor's degree	19,176	27%
Graduate or professional degree	10,258	15%

DISABILITY STATUS



624 | 4%

children under age 18 with disability



4,298 | 8%


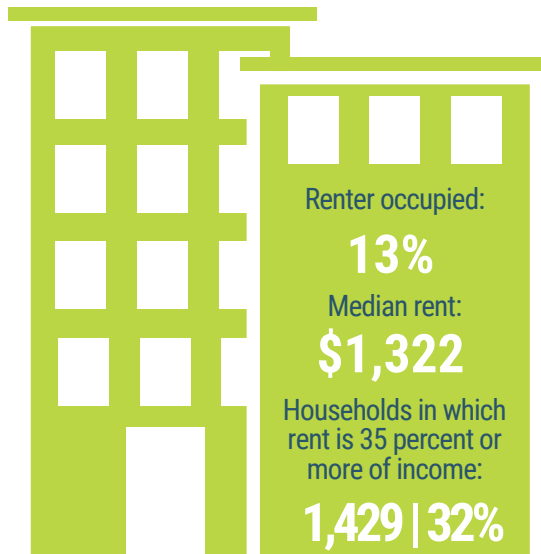
18-64 years old with disability



6,269 | 31%

65 years old and over with disability

HOUSING



HEALTH INSURANCE



Population with Health Insurance

Private: **78,128 | 84%**

Public: **28,820 | 31%**

Population with No Health Insurance

Total: **2,346 | 3%**

Children: **172 | <1%**

COMMUTING TO WORK

Travel time to work: 24.3 minutes



73%

Drove alone
(car, truck or van)



6%

Carpooled



<1%

Public
transportation



<1%

Walked



1%

Other means



18%

Worked at
home

Scan to view more
data at
www.mlpp.org



Source: American Community Survey, 2024 5-Year Data Profiles