



SPOTLIGHT ON YOUR CITY: Grand Rapids

Patrick Schaefer, Policy Analyst | April 2026

KEY METRICS

 **198,535**
total population

 **69,108**
median household income


 **25,584 | 13%**
age 65+

 **32.3**
median age

 **17%**
poverty rate

 **12,549 | 6%**
under age 5

POVERTY RATE FOR



Families with children:

18%



Children under age 18:

23%



Single parent (female) family:

36%

MEDIAN WAGE

60,872
for men

52,689
for women

Female-to-male earnings ratio: **87%**
(Women earn 87¢ for every dollar men earn.)

ANNUAL HOUSEHOLD INCOME

18% Under \$25,000

36% \$25,000 - \$74,999

46% \$75,000 or more

RACE/ETHNICITY

White	114,097	(58%)
Black or African American	34,779	(18%)
Hispanic or Latino	32,415	(16%)
Asian	5,547	(3%)
American Indian/ Alaska Native	510	(<1%)
Native Hawaiian/ Other Pacific Islander	23	(<1%)
Two or More Races	9,966	(5%)

LANGUAGE SPOKEN

A language other than English spoken at home:

30,421 | 16%

Kamusta!

Habari!

Limited English proficiency (age 5+):

14,297 | 8%

Hola!

TECHNOLOGY

 **76,114 | 95%**
Households with a computer

 **72,500 | 90%**
Households with broadband internet subscription

EDUCATIONAL ATTAINMENT AGE 25+

Less than ninth grade	6,575	5%
Ninth to twelfth grade, no diploma	7,162	6%
High school diploma or equivalent	28,110	22%
Some college, no degree	24,711	19%
Associate degree	9,555	7%
Bachelor's degree	35,540	27%
Graduate or professional degree	18,701	14%

DISABILITY STATUS



2,016 | 5%
children under age 18 with disability

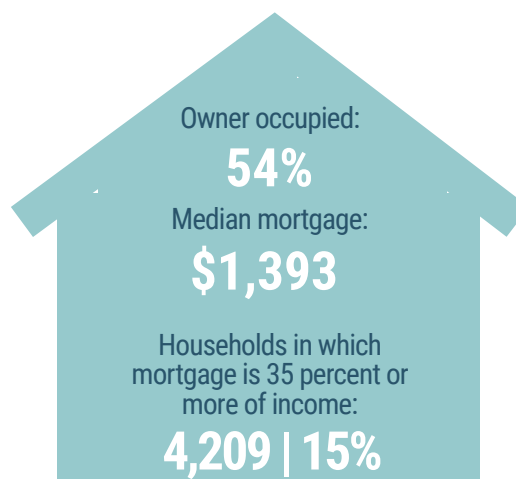
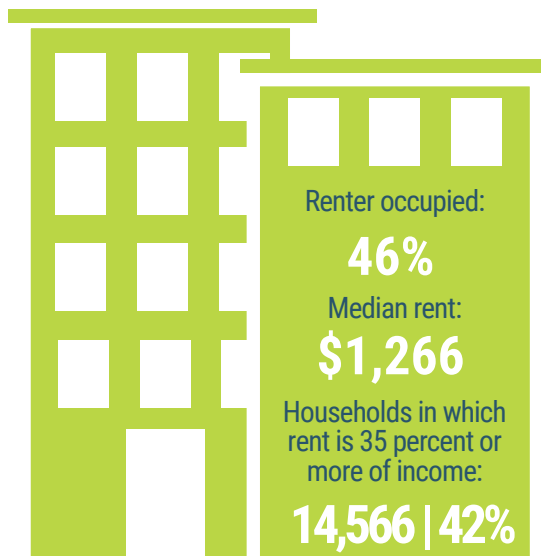


13,883 | 11%
18-64 years old with disability



7,394 | 31%
65 years old and over with disability

HOUSING



HEALTH INSURANCE



Population with Health Insurance

Private: **128,190 | 66%**

Public: **71,509 | 37%**

Population with No Health Insurance

Total: **14,119 | 7%**

Children: **2,149 | 5%**

COMMUTING TO WORK

Travel time to work: 19 minutes



69%

Drove alone
(car, truck or van)



8%

Carpooled



3%

Public transportation



4%

Walked



2%

Other means



14%

Worked at home

Scan to view more data at
www.mlpp.org



Source: American Community Survey, 2024 5-Year Data Profiles