



SPOTLIGHT ON YOUR COUNTY

Montmorency County

Patrick Schaefer, Policy Analyst | April 2024

KEY METRICS

 **9,261**
total population

 **\$46,345**
median household income

 **2,951 | 32%**
age 65+


 **56.2**
median age

 **19%**
poverty rate

 **339 | 4%**
under age 5

POVERTY RATE FOR


Families with children:
30%


Children under age 18:
34%


Single parent (female) family:
58%

RACE/ETHNICITY

White	8,768	(95%)
Black or African American	27	(<1%)
Hispanic or Latino	138	(2%)
Asian	22	(<1%)
American Indian and Alaska Native	61	(1%)
Native Hawaiian and Other Pacific Islander	-	(0%)
Two or More Races	241	(3%)

MEDIAN WAGE

\$47,448
for men

\$34,696
for women

Female-to-male earnings ratio: **73%**
(Women earn 73¢ for every dollar men earn.)

LANGUAGE SPOKEN

A language other than English spoken at home:
100 | 1%

Limited English proficiency (age 5+):
40 | <1%




ANNUAL HOUSEHOLD INCOME

25% Under \$25,000

50% \$25,000 - \$74,999

25% \$75,000 or more

TECHNOLOGY

 **4,177 | 89%**
Households with a computer

 **3,756 | 80%**
Households with broadband internet subscription

Source: All data from American Community Survey, 2022 5-Year Data Profiles

Note: Percentage totals may not equal 100% due to rounding

EDUCATIONAL ATTAINMENT AGE 25+

Less than ninth grade	154	2%
Some high school, no diploma	715	10%
High school diploma or equivalent	2,921	40%
Some college, no degree	1,674	23%
Associate degree	756	10%
Bachelor's degree	741	10%
Graduate or professional degree	373	5%

DISABILITY STATUS



158 | 11%

children under age 18 with disability



1,003 | 21%


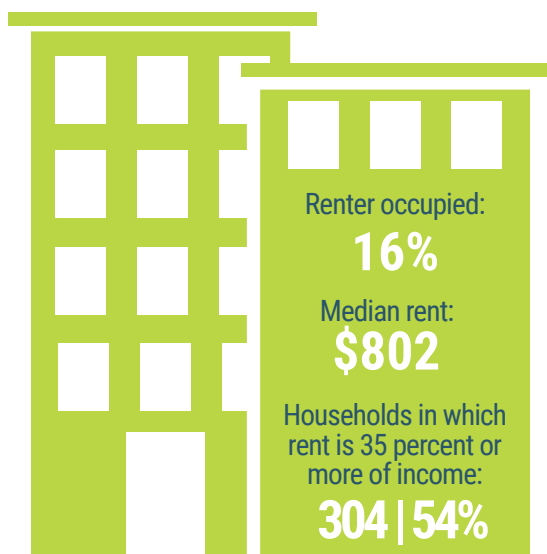
18-64 years old with disability



1,042 | 36%

65 years old and over with disability

HOUSING



HEALTH INSURANCE



Population with health insurance

Private: **5,598 | 61%**

Public: **5,488 | 60%**

Population with no health insurance

Total: **601 | 7%**

Children: **41 | 3%**

COMMUTING TO WORK

Travel time to work: 25 minutes



76%

Drove alone
(car, truck or van)



12%

Carpooled



0%

Public
transportation



4%

Walked



1%

Other means



7%

Worked at
home